

2018

Community Assessment



**Enrich.
Empower.
Engage.**

Northern California Child Development, Inc.
Tehama County Head Start & Early Head Start
220 Sycamore St. Suite 200
Red Bluff, CA 96080
www.nccdi.com
530-529-1500

Contents

Executive Summary 3

- Overview 3
- Key Component Findings 4
 - Education 4
 - Health and Nutrition 4
 - Social Services 4
 - Employment & Housing 4

Introduction 5

Population 7

Poverty 8

Race/Ethnicity 13

Languages 15

Housing & Homelessness 17

Foster Children 22

Childcare 25

Preschool Children with Disabilities 33

Infants and Toddlers with Disabilities 35

Education 38

Mental Health 39

Health & Nutrition 41

Needs of the Community 46

- Education 47
- Health & Nutrition 55
- Social Services 62
- Economy & Employment 66

Strengths 72

Resources in Tehama County 78

References 80

Appendix A 83

Executive Summary

For its first 39 years, NCCDI served only pre-school age children until 2004, when funding was received from First 5 Tehama to serve approximately 30 infants and toddlers in a home-based program. That program became a launching pad for Early Head Start. In 2009, NCCDI received an Early Head Start grant to serve 87 infants and toddlers. After converting Head Start Home Base slots into the Early Head Start program, the Early Head Start enrollment grew to serve 111 infants and toddlers. NCCDI currently has two full-day full-year child care facilities serving 41 infants/toddlers, and continues a home-based option serving 70 infants/toddlers. NCCDI is currently funded to serve 212 preschool aged children and has leveraged an additional 101 California State Preschool Program slots to serve children who may not meet Head Start income eligibility requirements but still need services. NCCDI now serves 57% more children than a decade ago, bringing the number of available slots to 424.

Every five years, Head Start and Early Head Start grantees are required to conduct a comprehensive community assessment that is used in decision making for program planning, implementation, and evaluation. This assessment is designed to help the staff of NCCDI to identify current trends in the community they serve, understand the needs of Head Start and Early Head Start eligible children and their families, and become aware of resource for families that are available as well as any gaps.

The community assessment represents a critical piece of the planning process developed to encourage strategic thinking about the agency's capacity to impact families and the community with the overall goal of eliminating poverty. This is an ongoing process which engages staff, the Governing Board, and community partners to stimulate continuous understanding about the strengths, needs, and resources of the community and families served.

Overview

NCCDI's service area consists of the entire county of Tehama. Located in rural northern California, this county has more geographical area than residents. Tehama County is ranked the 41st out of 58th in population in the state of California. However, it is ranked 20th in geographical size. There are approximately 63,000 people living in Tehama County and there are only three incorporated cities which comprise only 1/3 of the population. 5,210 children under the age of five reside in Tehama County and of these children, 1,662 are living below Federal Poverty Guidelines. The poverty rate has continued to stay steady at 31.9% over the last five years; the highest concentration of poverty in the county is located in the South County area which includes Corning and Rancho Tehama. Poverty, then, is no surprise when looking at median income levels of the county. The median income for a Tehama County family is \$40,867 which is well below the state median income of \$63,783. It is estimated that a Tehama County family of four would need to make \$43,726 to make ends meet.

Homelessness in Tehama County continues to be a serious concern. 157 individuals were documented as homeless during the last PIT count. However, there were 42 children and 39 families enrolled in the Head Start and Early Head Start programs who were determined to be homeless by the McKinney-Vento Act. Homelessness continues to be pervasive and with the low housing availability and increasing housing rents in Tehama County, it is projected that these numbers will continue to rise.

There are 78 children living in foster care situations who have experienced neglect. This is the most prevalent reason for removal from a home. Tehama County Head Start and Early Head Start serve approximately 24 foster children. Enrollment for foster children in these programs is highest in the Early Head Start; it has doubled over the last three years.

The majority of foster children in Tehama County are white. This is in contrast to the state where the majority of foster children are either Black/African American or Native American Indian. However, this reflects the local community as the majority of Tehama County residents are white.

The white population, over the course of the next 5 years, will start to decrease and there will be a small, but significant, increase in Blacks and Multiracial children in Tehama County. Asian children will see their

poverty numbers double over the next five years as well. 41% of Corning students are considered English as a Second Language. 6.9% of Corning families are linguistically isolated. Almost three fourths of Head Start & Early Head Start Spanish speaking families live in the South County area. There is an upward trend of Spanish speaking only families moving into the North County area.

Key Component Findings

The Community Assessment was a year-long process that started with two different focus groups. One focus group was of parents and community members and the other group was teaching staff. Each group represented different locations within the county and had a majority of Hispanic attendees in each group. Four themes emerged from the focus groups: Education, Health & nutrition, Social Services, Economy & Employment. These themes guided the actual creation of the survey. The survey went out in the Spring of 2017 through Survey Monkey, an online survey program. The response rate was about 20% with the majority of those responding being white and female.

Education

Four themes emerged in this area: class size, parent involvement and engagement, social skills, “ease-ability” of adult education. Respondents were most likely not to volunteer in their child’s classroom citing that childcare was not what prevented them from participating. Of those classrooms that provided a phone tree, most parents were unlikely to use it. The majority of respondents had completed their high school diploma but less than half of them had furthered their education through college or technical school training. Most respondents felt that people in general need to be taught life skills, such as balancing a check book, learning how to cook, etc., as these skills are no longer being taught in the home.

Health and Nutrition

The themes that came out during focus groups for this area were increase in crime; parks as social hubs; community engagement with parks; community awareness of Farmer’s Market. Over half of the respondents felt safe walking alone after dark in their neighborhoods. This is an increase from three years ago. Most respondents felt that crime was on the rise in their communities and that most of the crime committed was by a felon who was released into Tehama County. Almost half of respondents felt that local parks were safe and less than a quarter felt that their local parks were well maintained. Over half of the respondents had changed doctors in the last two years but the majority were satisfied with the health services that they were receiving.

Social Services

The themes that emerged from this area were homelessness and no help or not enough help. Over half of respondents felt that quality of care was the most significant factor in selecting a childcare provider. Most respondents felt that four to six hours of childcare was what was needed to support gainful employment. The majority of respondents felt there was not enough infant and toddler care available in Tehama County. Most respondent felt they were familiar enough with local services to be able to refer a friend or family member. Almost three quarters of respondents were on MediCal. The majority of respondents felt that homelessness was on the rise in Tehama County and that there was more homeless in the County than most people are aware of.

Employment & Housing

Over half of respondents worked full time and made less than \$50,000 annually. Most respondents felt there were not enough jobs that paid a livable wage. Three fourths of respondents felt that their community was affordable to live in but at least a quarter of Hispanic respondents felt that housing in Tehama County was not affordable at all.

Introduction

NCCDI Tehama County Head Start serves all of Tehama County, from the incorporated cities of Red Bluff, Tehama, and Corning to the most rural of locations, Manton, Rancho Tehama, and Paskenta. Tehama County encompasses 2,976 square mile area with a population of 63,000 people of which 65% live in unincorporated areas of the county. This rural northern California County is 300 miles south of the California-Oregon border and 130 miles north of Sacramento. Tehama County is accessible via Interstate 5 and State Highway 99.

Originally located in the unincorporated town of Los Molinos, NCCDI Tehama County Head Start has developed from a small home based program to a combination of full and part day centers and home based program options. Through its growth and expansion, NCCDI Tehama County Head Start relocated to the county seat of Red Bluff in 2002. The agency mission is to enrich children's lives, empower families, and engage the community. Since its inception in 1965, the program philosophy has been rooted in the delivery of comprehensive services that break cycles of family poverty and prepare children to be life-long learners. As the sole federal grantee for Head Start and Early Head Start in Tehama County, NCCDI has built a strong record of leveraging resources to enhance all programs for children and families in its service area for over 50 years.

Despite the many challenges families in Tehama County are facing, NCCDI has implemented changes in its programs and service delivery over the past decade to meet the needs of low income children and families. NCCDI has sought and received additional funding and now serves 57% more children than we did a decade ago, bringing the

number of available slots to 424. Part of that funding has enabled us to serve a broader range of children. For 48 years NCCDI served only pre-school age (three to five years old) children, until 2004, when we first received funding from First 5 of Tehama County to serve approximately 30 infants and toddlers each year in a home-based program. That program became our launching pad in providing infant/toddler services. Then in 2009, we received an Early Head Start grant to serve 87 infants and toddlers. After converting some of our Head Start Home Base program into an Early Head Start program, our Early Head Start enrollment grew to serving 111 infants and toddlers. NCCDI currently has two full-day full-year child care facilities serving 41 infants/toddlers, while we continue a home-based option serving 70 infants/toddlers.

Through program services, strong community partnerships and consultant services, NCCDI Tehama County Head Start and Early Head Start offers, annually, approximately 400 families with children ages zero to five years and pregnant women health services, nutritional services, disabilities services, mental health services, parenting education, and transportation services.

NCCDI engages in on-going monitoring and annually completes a full program assessment and community assessment update to ensure the program continues to provide high quality services that reflect the needs of the communities served. NCCDI conducts a comprehensive, inclusive community assessment every five years.

Population

Tehama County's population is approximately 63,015 people. The majority of the population lives outside city limits. There are three incorporated cities in Tehama County: Corning, Red Bluff, and the City of Tehama.

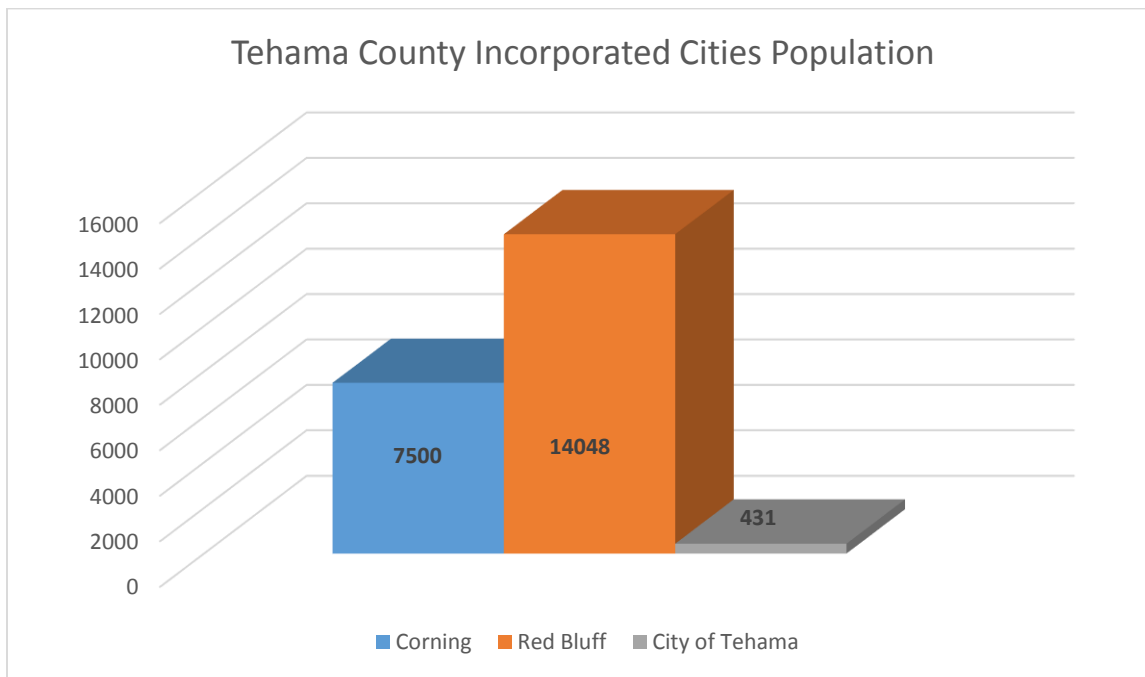


Figure 1 Total Population by Cities, kidsdata.org, 2016

Tehama County's largest age category is 15 to 44 years of age with a median age of 42.3 years (United States Census Bureau, 2017). The median income is \$40,687, well below that of the state of California's median income of \$63,783 (2012-2016 American Community Survey, 2017). The Real Cost Measure by United Way of California estimates that families with at least one infant and one school aged child would need earn at least \$43,726 to make ends meet. This is well over the income that the majority of Tehama County families earn.

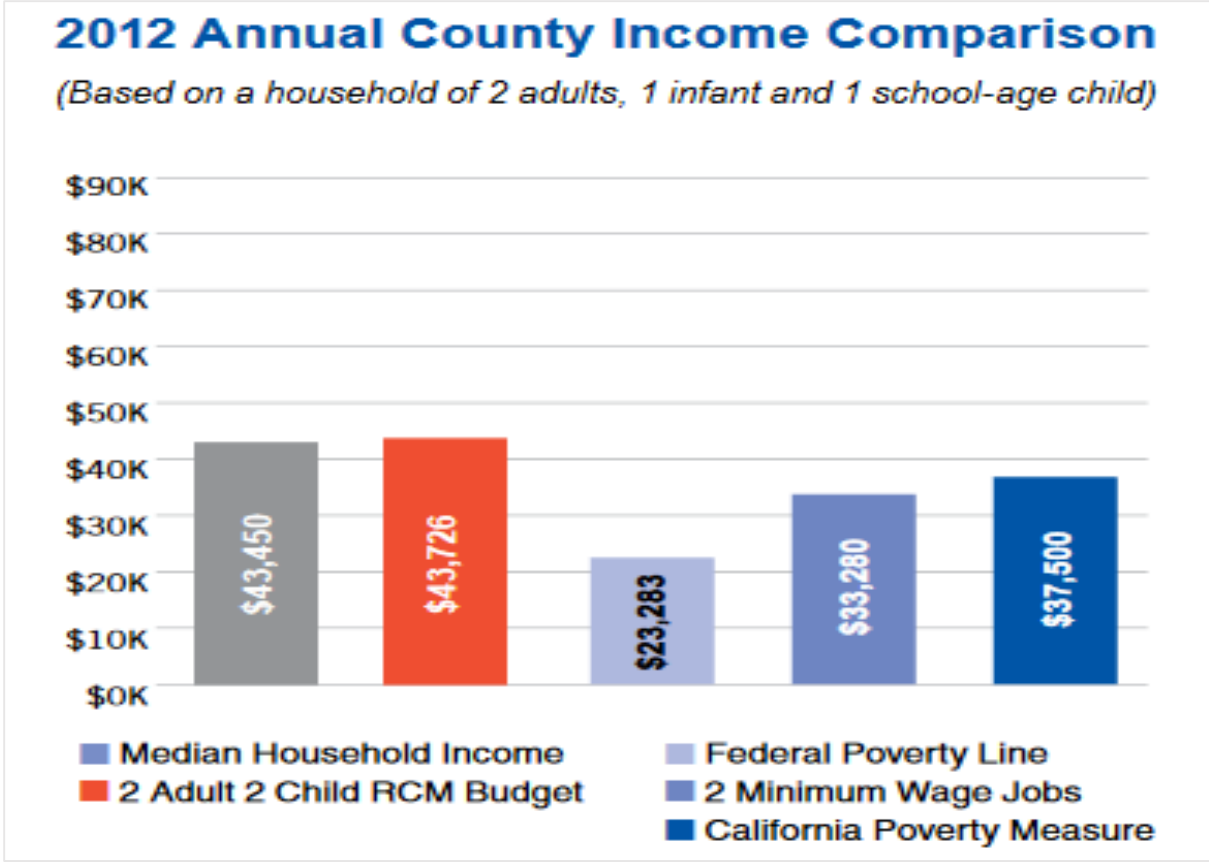


Figure 2 Colusa, Glenn, Tehama & Trinity Counties, Real Cost Measure, United Way of California, 2015

Poverty

Poverty in Tehama County continues to be pervasive. With one of the smallest populations in the state, Tehama County boasts a poverty rate of 14.5% for all families. When controlled for children under that age of 18 years, this rate explodes to 31.9%. The poverty rate in Tehama County has remained unchanged over the last five years.

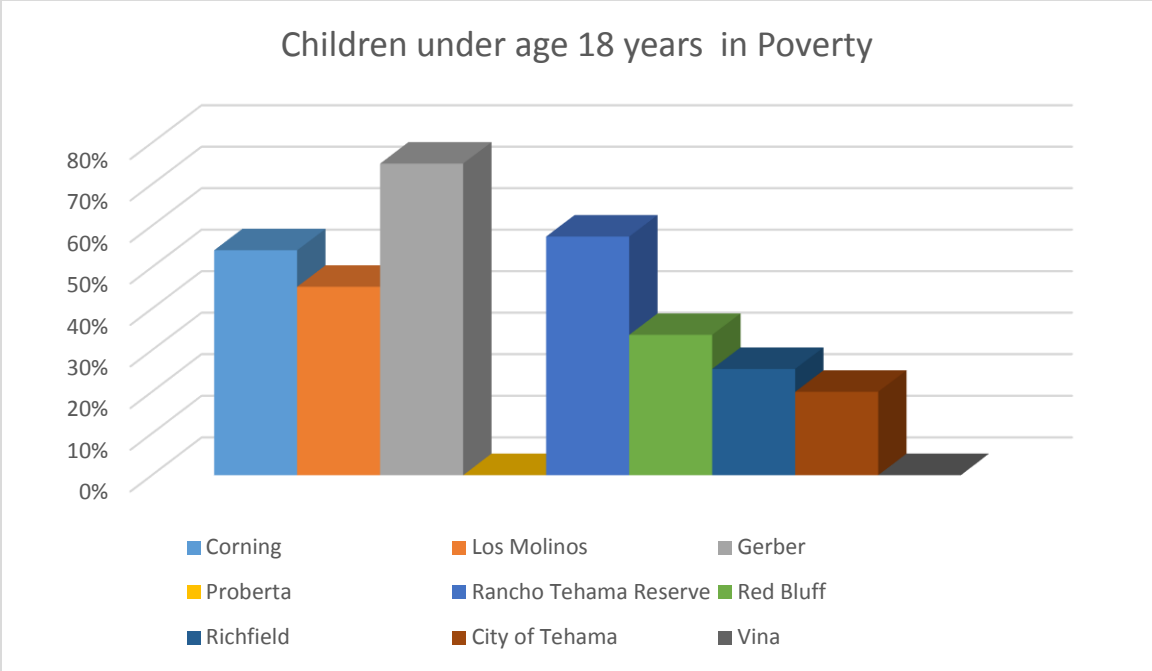


Figure 3 Percentage of Families and People Whose Income in the Past 12 Months is Below the Poverty Level, 2012-16 American Community Survey 5 year Estimates, 2018

Reflecting this need for children living in poverty, the majority of the Head Start enrollment slots are in the Central and South Tehama County areas. These areas include, but are not limited to, City of Tehama, Los Molinos, Rancho Tehama, and Corning. Children under the age of five years continues to grow but a slow and steady pace.

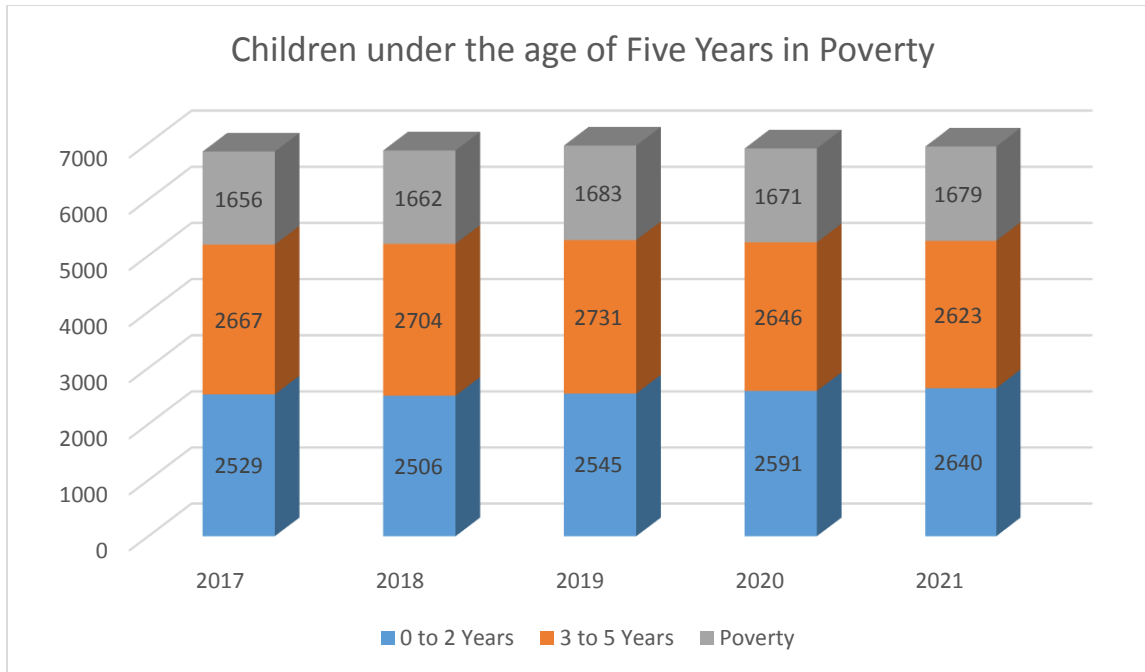


Figure 4 California Department of Finance Population Estimates, Report P-3, 2017

With the advent of Transitional Kindergarten and the expansion of California State Preschool in Tehama County, the number of eligible children for the Head Start program dwindles.

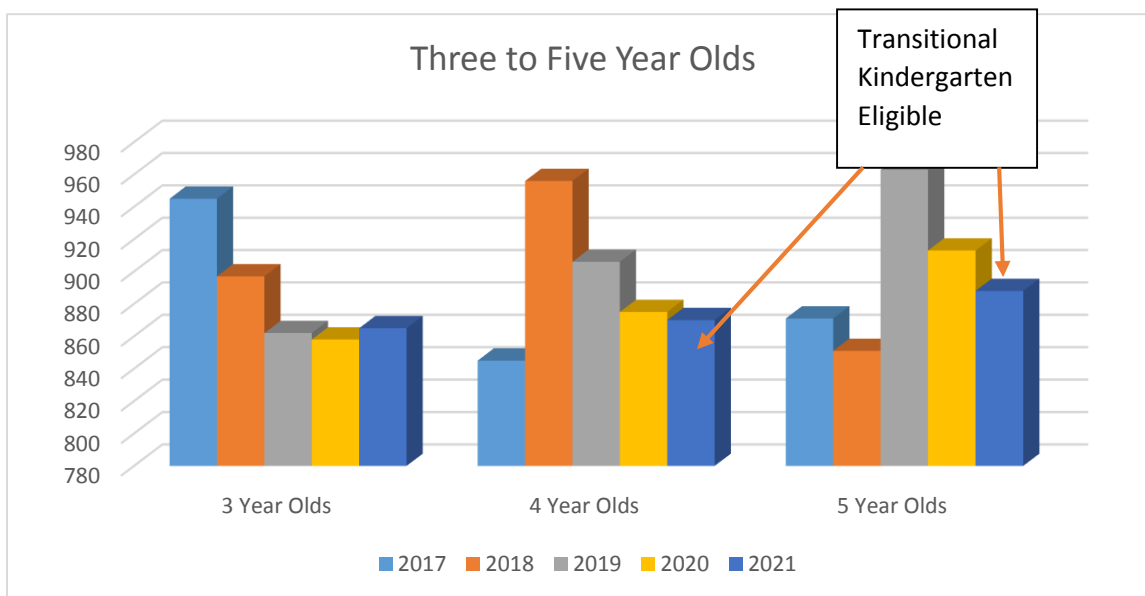


Figure 5 California Department of Finance Population Estimates, Report P-3, 2017

Tehama County Head Start’s age demographics reflect that of the state of California. In the 2017-2018 YTD program year, there were 121 three year olds enrolled and only 102 four to five year olds (ChildPlus Report 2003, 2017).

Children under the age of three years of age, over the past five years, has shown a steady increase. These children are served in the Early Head Start program and then transitioned into the Head Start program once they turn three years of age.

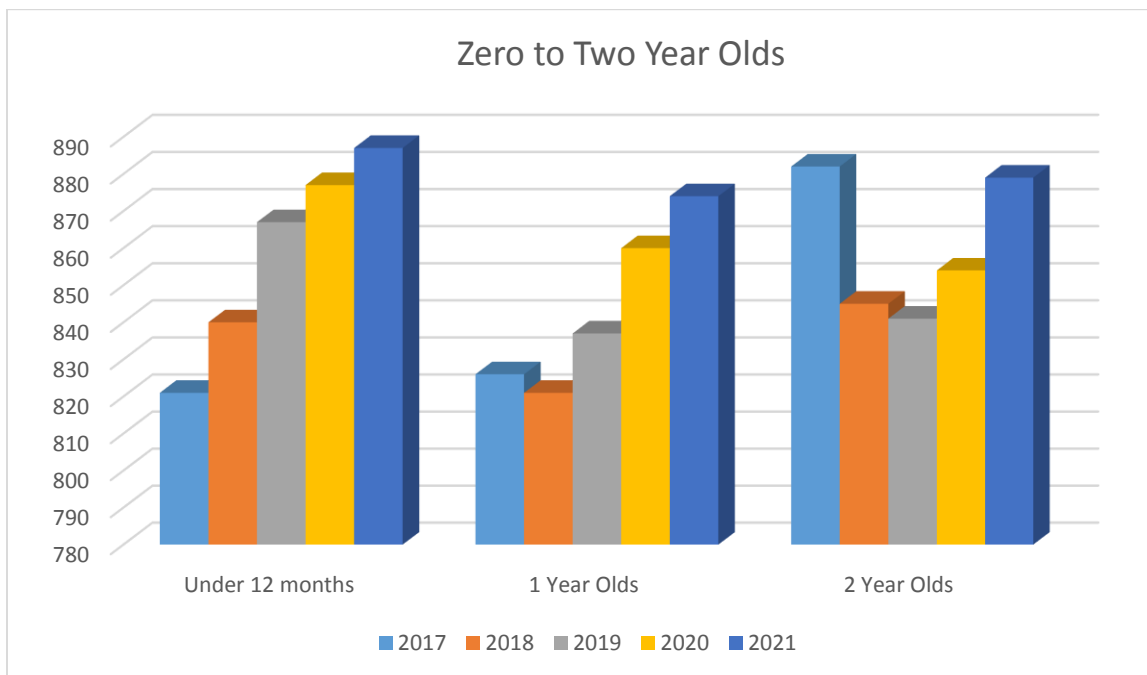


Figure 6 California Department of Finance Population Estimates, Report P-3, 2017

Tehama County Early Head Start’s age ranges reflect the projections suggested by the state of California. In the 2017-2018 program year, there were 38 infants and 79 toddlers enrolled (ChildPlus Report 2003, 2017).

The birth rates for Tehama County teen parents is on a downward trend. Each year

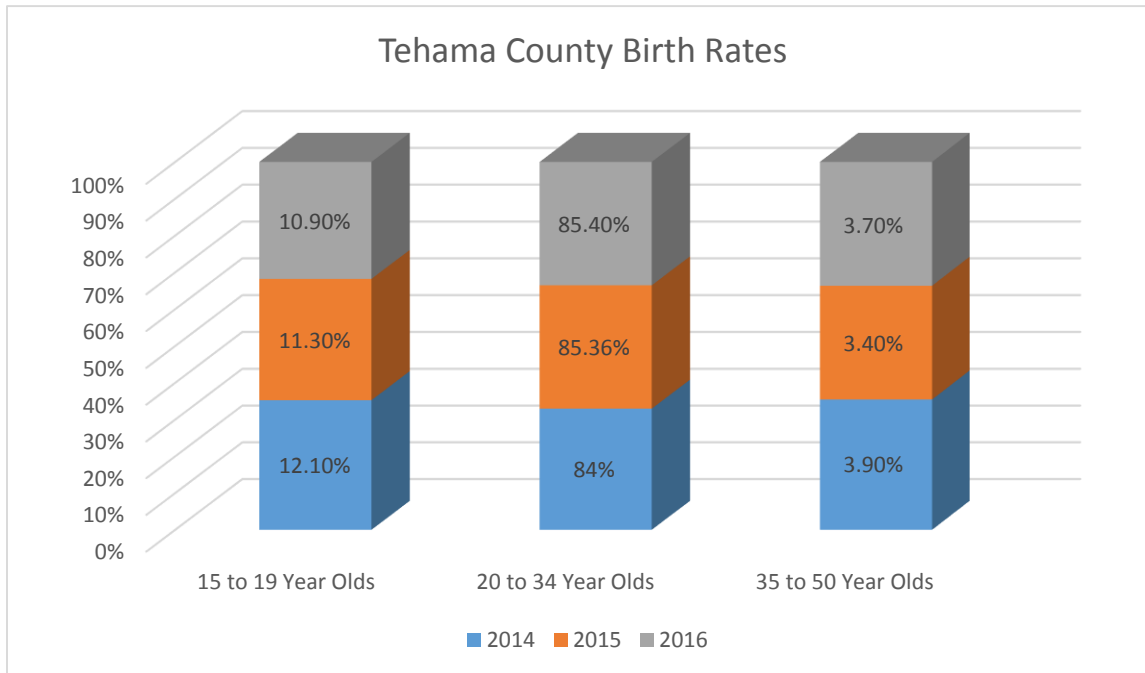


Figure 7 Fertility, American Community Survey 5 Year Estimates, 2018

over the course of the last three, this birth rate has continually dropped. However, the birth rates in older age categories is on an upward swing. Tehama County Early Head Start serves pregnant women in the Home Base program option. These numbers can vary from one year to the next. Also, there are several other programs that are specifically designed to work with pregnant mothers, which explains the low rate of pregnancy enrollment. These programs include teen parenting programs at Centennial and Salisbury High Schools, Healthy Families Tehama, and School Readiness.

Early Head Start has served four expecting moms this program year, one infant transitioned into a center base program and the other three children continued in the home base option. While in our home visiting program home visitors use the research

based curriculum from Florida State Partners for a Healthy Baby to work with the expecting family.

Tehama County also has a fairly new program in our community, the Maternal Child and Adolescent health program Healthy Families Tehama. This program currently has 43 families enrolled all of which begin their program prenatally or within the first two months of birth. Early Head Start and Healthy Families Tehama have a great partnership and are sure to refer to each other's programs based on the family's needs. When speaking with Renee Timmons, Family Support Worker Supervisor for Healthy Families Tehama, she spoke about the increase in teen parents. Healthy Families Tehama are currently serving 5 families where the mom is under 18 and 3 who are 18 years old.

Race/Ethnicity

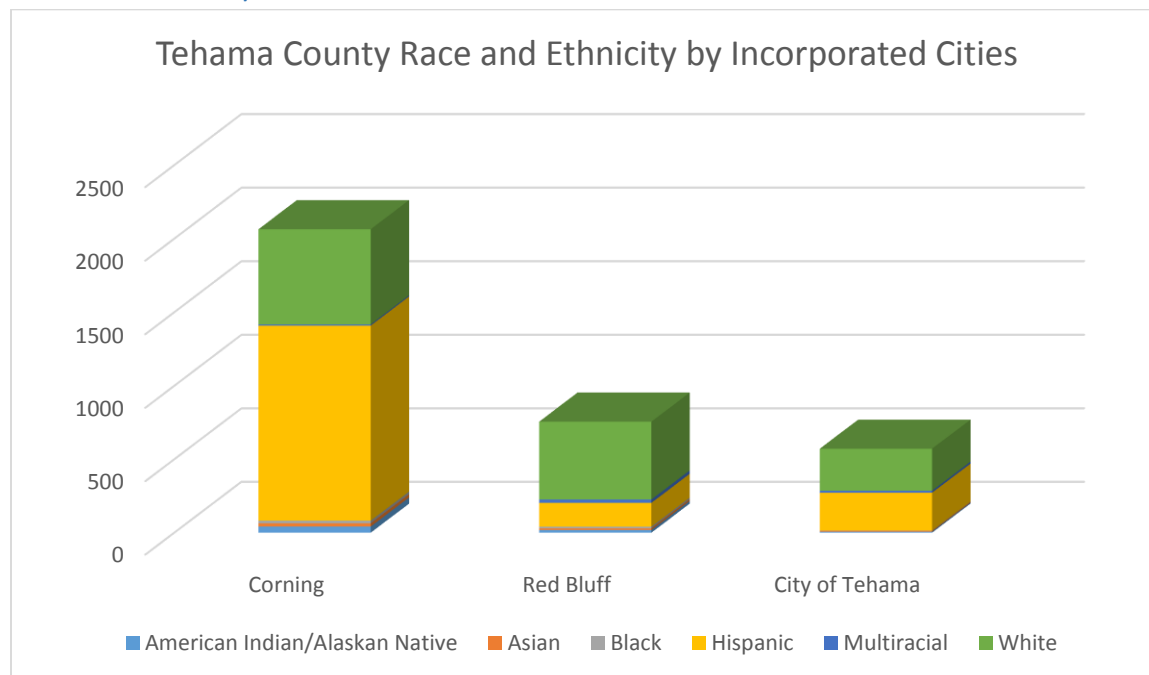


Figure 8 Public Elementary School Enrollment by Race/Ethnicity, kidsdate.org, 2016

Out of the three incorporated cities in Tehama County, the City of Corning has the highest rate of Hispanics.

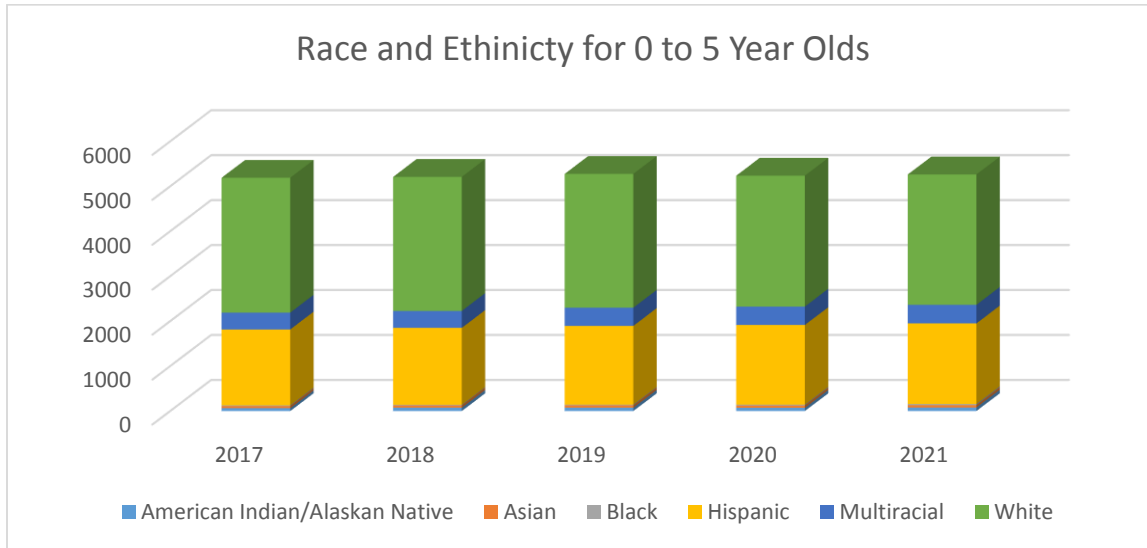


Figure 9 Race and Ethnicity, California Department of Finance Population Estimates, Report P-3, 2017

According to the California Department of Finance population estimates, the amount of White children will slowly start to decrease over the next five years. All other races will see increases with the largest increase in Black and Multiracial children.

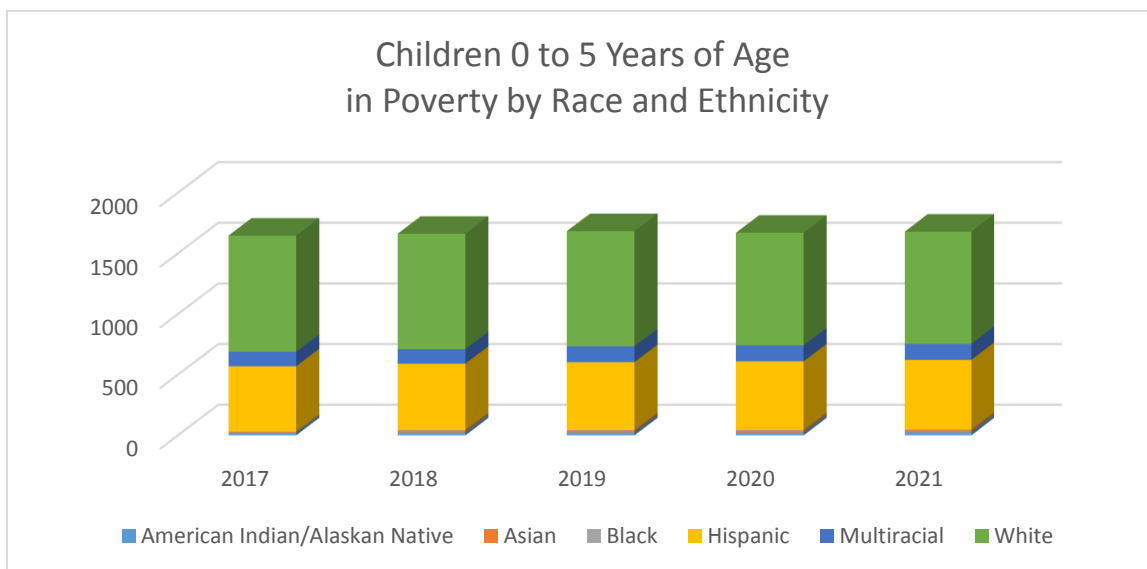


Figure 10 California Department of Finance Population Estimates, Report P-3, 2017

However, the largest increase in poverty will be in the smallest subset of race in Tehama County. Children who are Asian will see their poverty numbers double over the next five years.

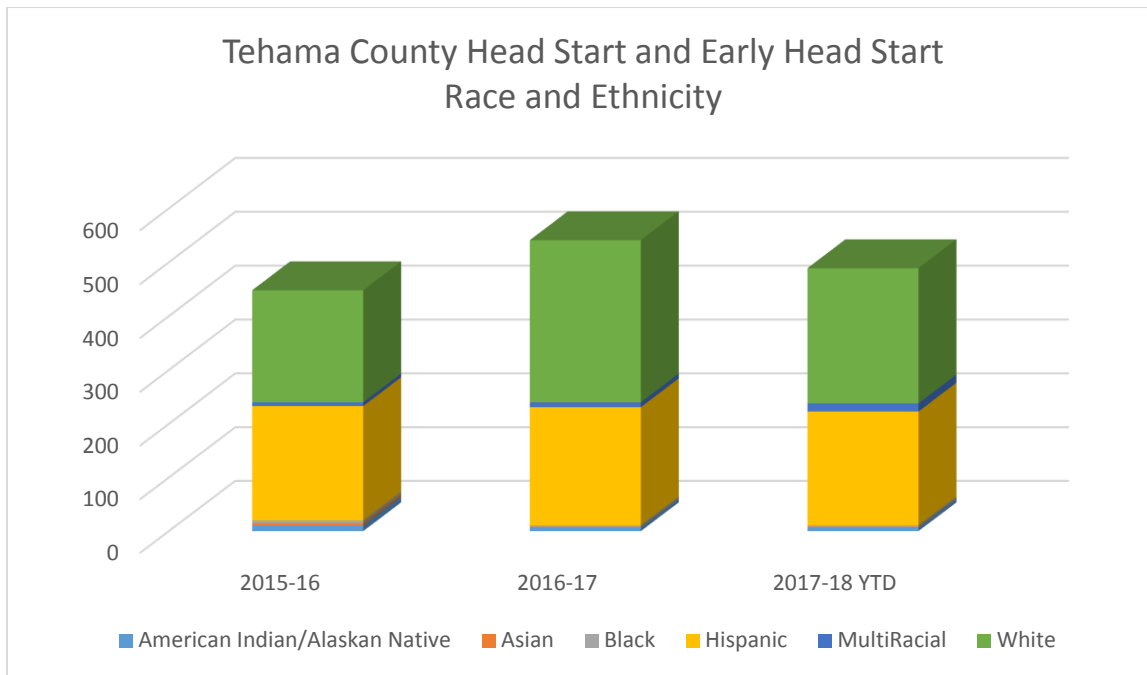


Figure 11 ChildPlus Report 2003, 2018

Tehama County Head Start and Early Head Start programs have seen a decrease in White children in poverty and an increase in other races and ethnicities, specifically those who consider themselves MultiRacial.

Languages

Although Tehama County has a smaller population of Hispanic/Latinos as compared to the state, there is a disproportionate number of Spanish speakers in the public school systems. This is reflected in Tehama County Head Start and Early Head Start programs. Although there are other languages spoken in the county, the majority of

families speak either English or Spanish.




Figure 12 Public School Enrollment of English Language Learners, kidsdata.org

The Corning area, or South County, has the highest rate of Spanish speakers as compared to other parts of the county. These numbers have risen in the Head Start and Early Start programs and are likely to continue to trend upwards.

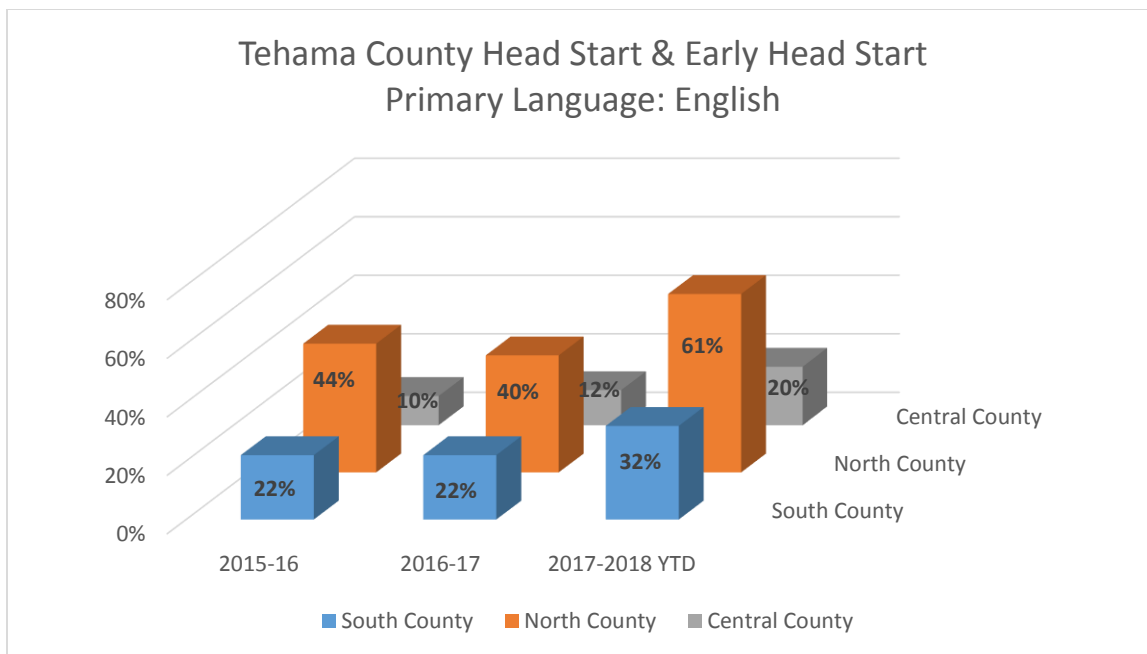


Figure 13 ChildPlus Report 4020, 2018; excludes Early Head Start Home Base

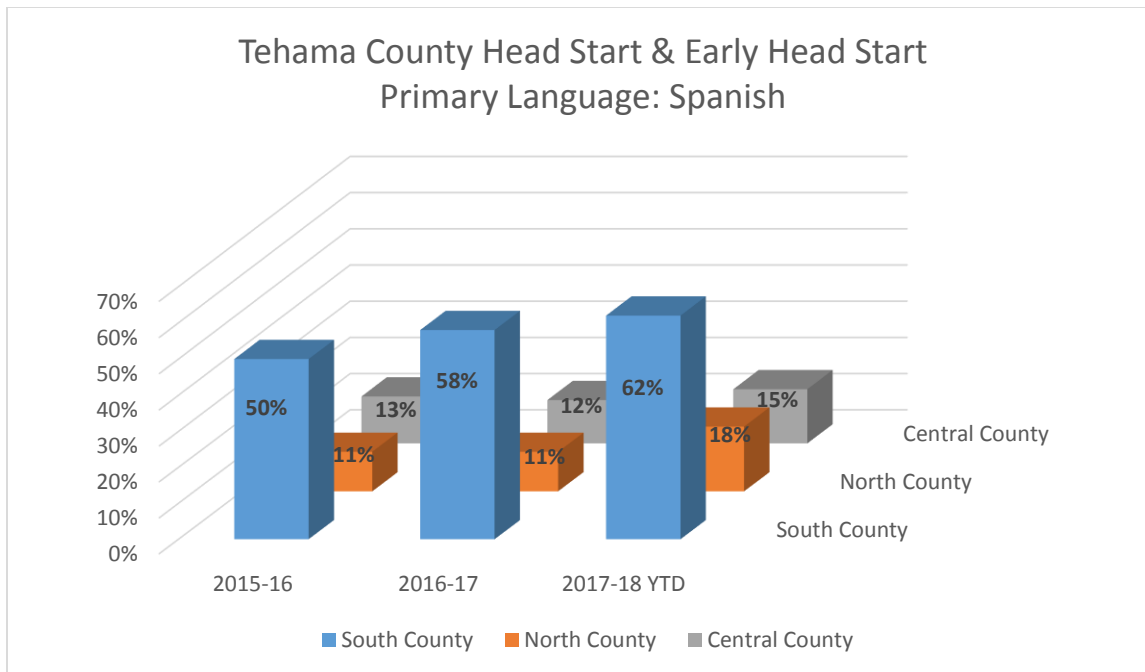


Figure 14 ChildPlus Report 4020, 2018; excludes Early Head Start Home Base

It is interesting to note that the North County area is trending upwards for Spanish speakers. This may be due to job availability in the North County area as opposed to South or Central County.

Housing & Homelessness

The official definition of homelessness is derived from Section 725 (2) of McKinney-Vento Homeless Education Assistance Improvements Act of 2001. It is inclusive of all families who are experiencing homelessness including those who are doubling and tripling up in apartments and houses due to economic reasons. Although the state of California has seen a decrease in unemployment, and employment has increased, the ability to afford a home is out of the reach of many Californians. This is also true for even the most rural of communities including Tehama County. According to The Tehama County Community Stakeholders' Report on Housing and Homelessness, there

is close to zero percent vacancy rate currently in the county. Subsidized housing within the county has wait lists that average about 68 households and can wait up to 18 months for subsidized housing. Private, unsubsidized rentals have a much shorter waitlist of 16 households and the average waiting time to rent is approximately 2 months.

The median income for all households is \$40,687 annually. For a two bedroom apartment, a family would need to pay at least 39% or more of their income to provide shelter for their family. For a family receiving Cash Aid or Supplemental Security Income, renting a home is further out of reach as most rental prices far exceed their monthly allotment.

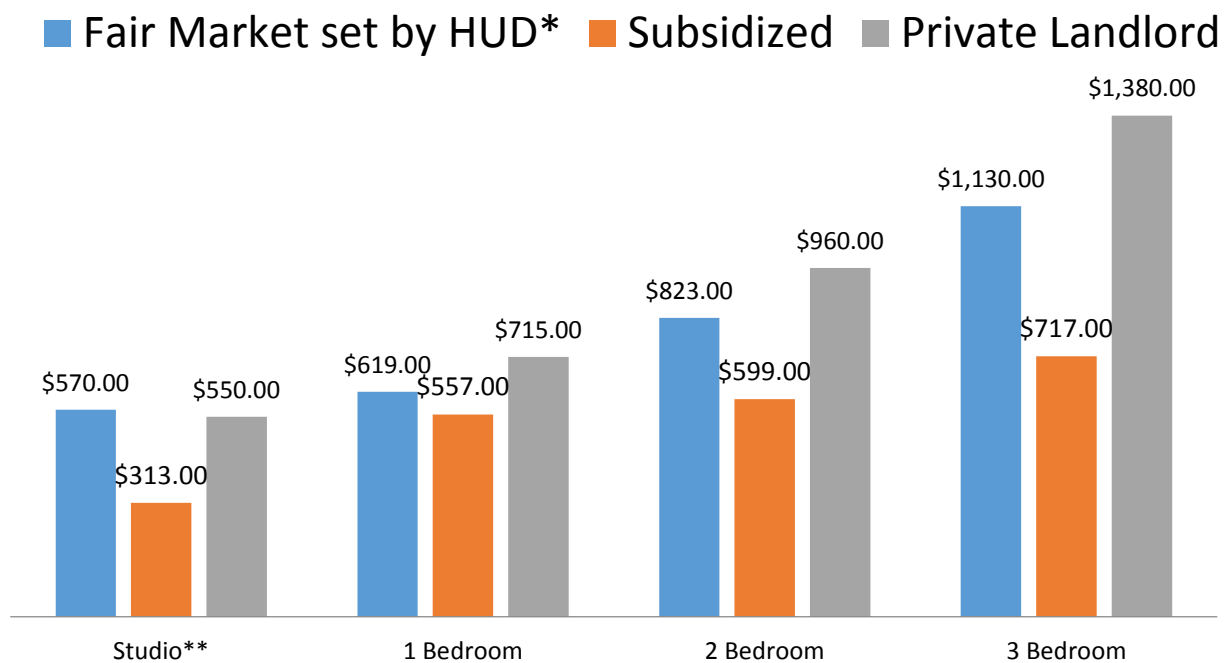


Figure 15 Rental Rates-Housing Costs in Tehama County courtesy of The Tehama County Community Stakeholders Group, 2017

This is further complicated by the various requirements to enter into a rental agreement. Security deposits in the state of California can be up to twice the monthly

rental rate; also each time an adult applies for housing, they are charged a credit check fee. This is typically required of each adult in the household. Additional charges include deposits for pets. The basic monetary need just to get into a two bedroom apartment or house then can be almost \$2000. This is nearly 70% of a household's gross monthly income.

With these odds of finding, and renting, housing in Tehama County, it is no wonder that families are experiencing homelessness. Determining how many families, and individuals, who are experiencing homelessness in Tehama County, however, is difficult. According to the 2017 Point in Time Count (PIT), only 157 individuals were counted. This included 90 men, 55 women, and 12 children. 36% stated they lived on the streets, another 33% state they lived in emergency shelters, 21% had been incarcerated and were recently released with no-where to go and only 10% stated they lived in transitional housing.

In contrast, Tehama County Head Start and Early Head Start, at the end of 2017, had served 42 enrolled children and 39 families who experienced homelessness, according to the McKinney-Vento Act. This did not include the 37 other homeless children who were waiting to start services with Head Start or Early Head Start. The incongruence between definitions of what constitutes homelessness makes it difficult to determine how many children, especially those under the age of 5 years old, are experiencing homelessness.

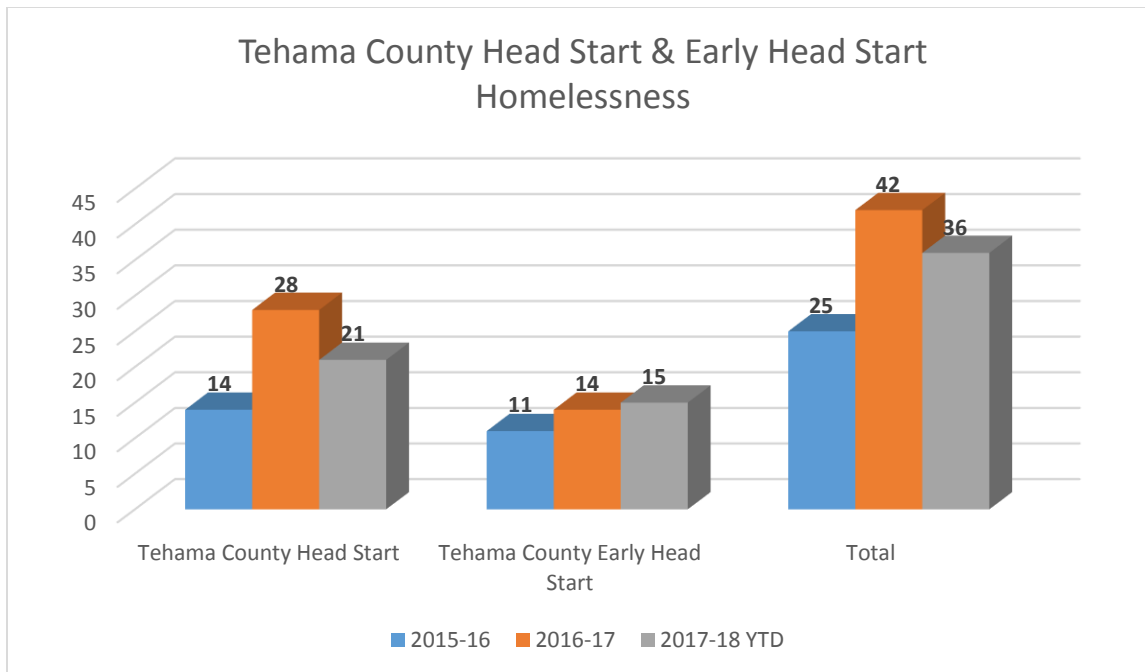


Figure 16 Question A16 (d), Program Information Reports 2015-16, 2016-17, 2017-18 YTD

Kidsdata.org (2017), a health and wellness data collection program sponsored by the Lucile Packard Foundation, concluded that there were zero children under the age of 5 years experiencing homelessness. This is also reflected in Tehama County Department of Education’s California State Preschool Program. According to Cynthia Cook, Executive Director of Student Support Services, only 15 children out of nearly 400, were deemed homeless based on the definition provided by the state of California (personal communication, 2018). However, due to recent federal regulation changes in the Child Care Block Grant, the state of California, specifically for CSPP, will be moving to the McKinney-Vento definition of homelessness. It is anticipated that more children will be counted as homeless in these programs and will receive services based on this status.

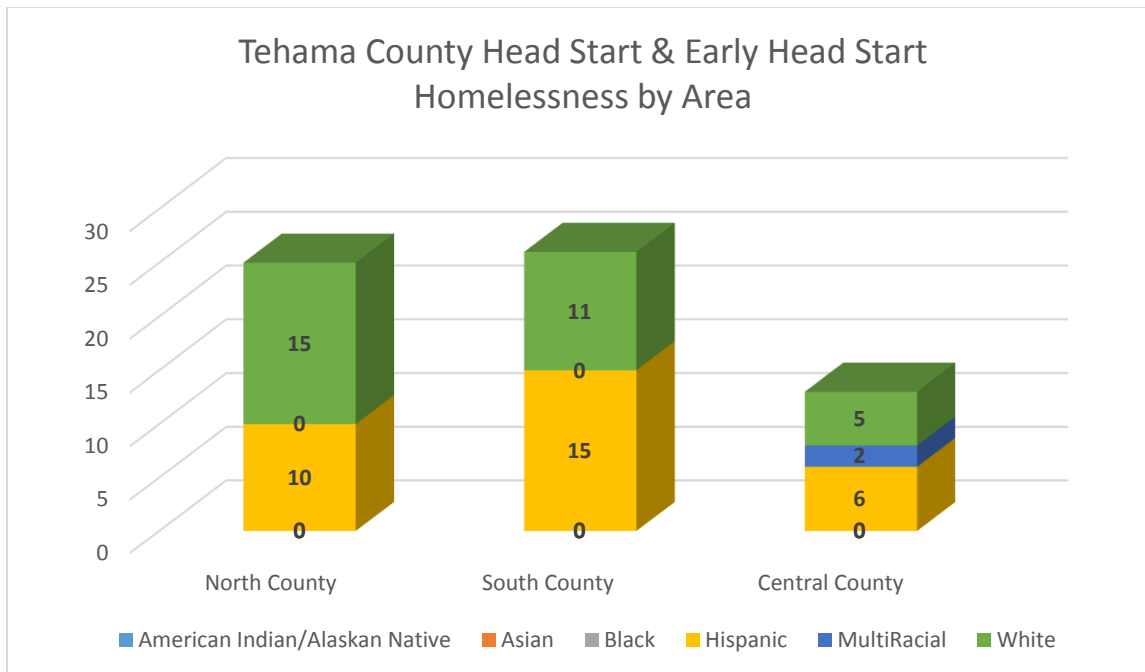


Figure 17 ChildPlus Report 4020, 2018; Early Head Start Home Base excluded

Tehama County is seeking new avenues to meet the needs of families and individuals who are experiencing homelessness. In a joint session between the County Board of Supervisors and the three incorporated city councils, the Tehama County Community Stakeholders Report, outlined four priority areas:

- Increase affordable housing units
- Increase availability of emergency/short term housing
- Create a One-stop for day services links to resources, services and assistance
- Increase awareness about homelessness in Tehama County

This stakeholders group’s pledge of commitment states:

We will work together until all people have the opportunity to sleep in safe space, every night in a place that is meant to live in.

This is an ongoing stakeholders group that meets regularly to create and implement plans of action to support the group vision. It is further supported by the Tehama

County Health Services agency which has received funding to start the process of building low income housing for people with mental health issues.

Foster Children

For the last 10 years, Tehama County has had a significant decrease in the allegations and substantiations. However, entries into the Child Welfare system has remained steady.

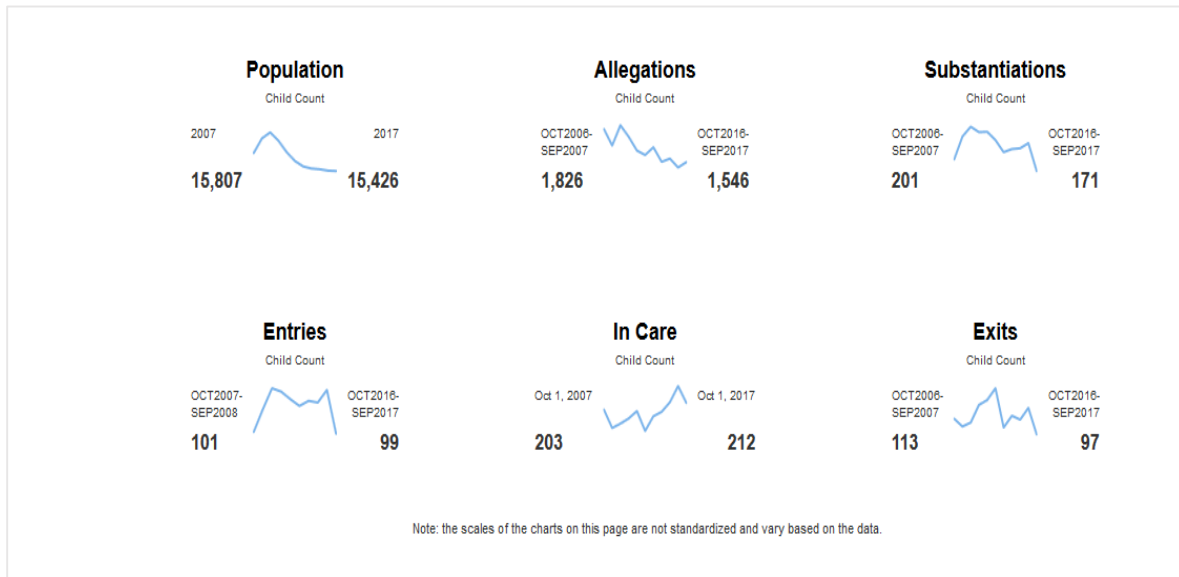


Figure 18 CWS Outcomes Dashboard-Tehama County, California Child Welfare Indicators Project

Child abuse and neglect continues to be a statewide and local issue. Thousands of California children under the age of five years old are the victims of neglect, physical, and sexual abuse. Neglect is the top reason why children in this age category are removed from their homes both in the county and in the state.

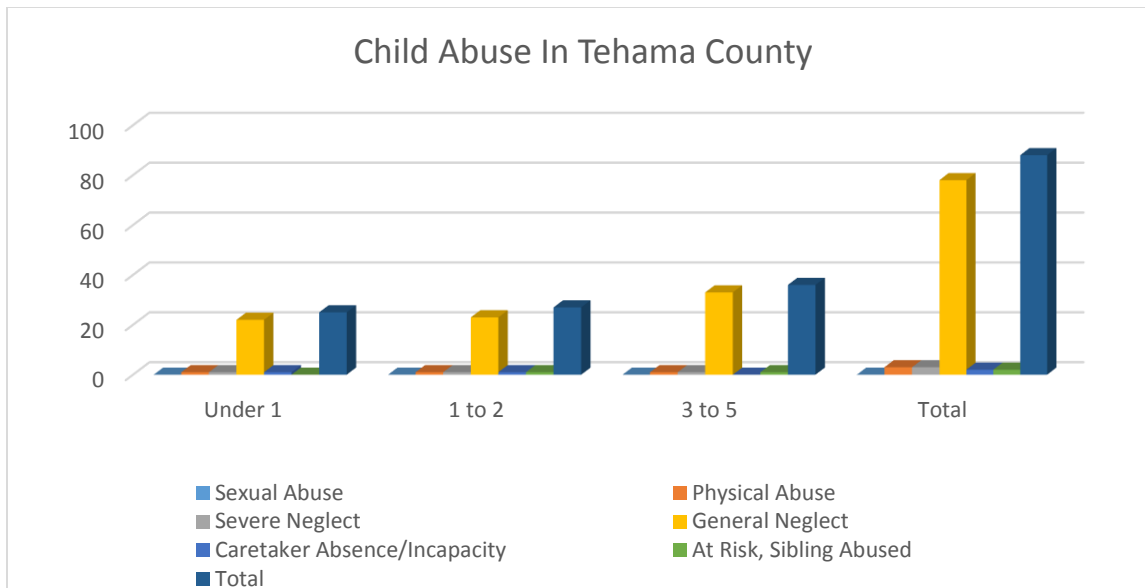


Figure 19 Children with one or more Allegations for Oct. 1, 2016 to Sept. 30, 2017, Substantiated Claims, California Child Welfare Indicators Project

Tehama County Head Start and Early Head Start make serving foster children a priority. Early Head Start has had a steady increase in the amount of foster children enter into services over the last three program years. Head Start, in contrast, has had a flat

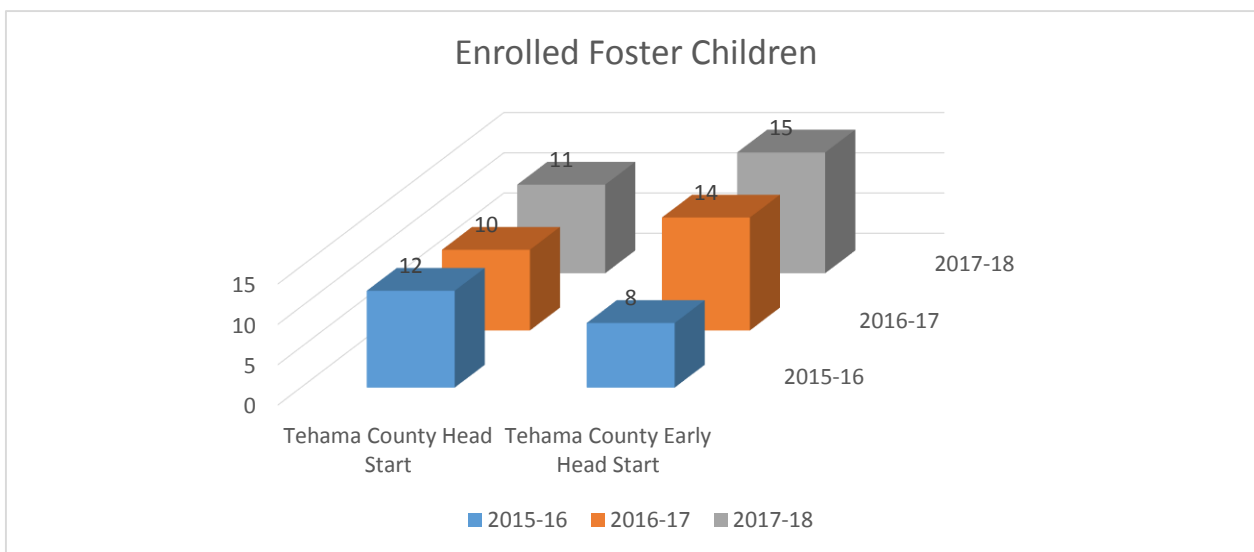


Figure 20 Tehama County Head Start & Early Head Start Enrolled Foster Children, ChildPlus Report 2004

enrollment in this area. This flat rate may be because of the amount of other preschool and transitional kindergarten slots available in Tehama County.

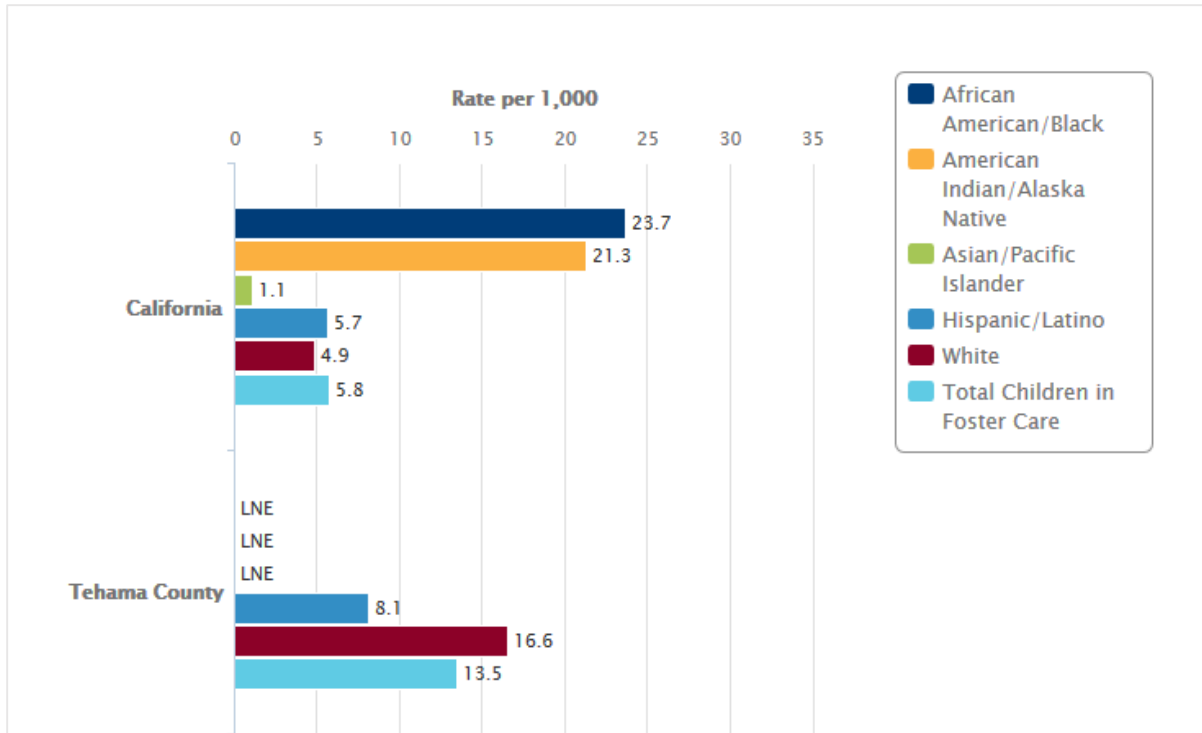


Figure 21 Children in Foster Care, by Race and Ethnicity, kidsdata.org

According to kidsdata.org, the majority of Tehama County children who enter into the foster care system are White followed by Hispanic/Latino (2017). This is a very sharp contrast to the state of California who sees higher rates of African American/Black and American Indian/Alaska Native children in the foster care system. The race and ethnicity of Tehama County foster children reflects the demographic makeup of the county in general. Tehama County has a larger population of Whites than any other race or ethnicity followed by the Hispanic/Latino community.

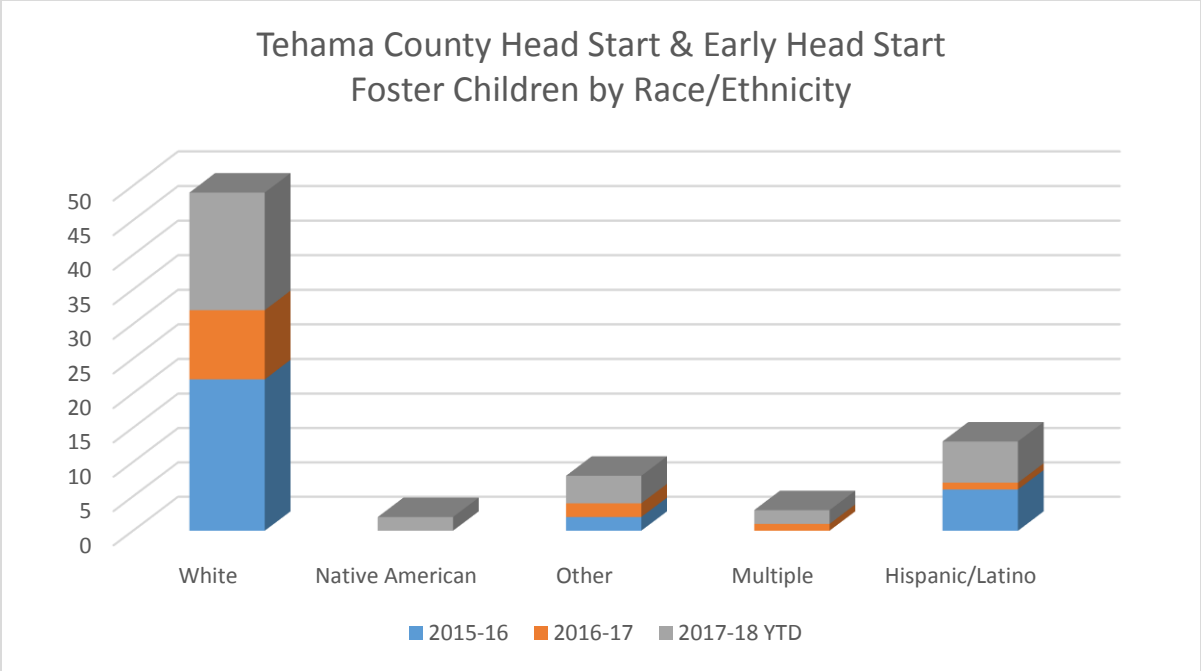


Figure 22 Primary Race, ChildPlus Report 4020

There are similarities between Tehama County and the Head Start and Early Head Start programs when comparing race and ethnicity. This again reflects the demographic makeup of the county.

Childcare

Various providers within Tehama County include private pay daycare, Family Child Care Homes, State Pre-school, Early Head Start, and Head Start. Combined, these providers serve 1,012 children under the age of five in Center-Based programs, leaving approximately 60% of this young population without these services. One provider that serves Head Start age eligible children that has not been included in the above calculation is Transitional Kindergarten. School Districts in Tehama County that provide Transitional Kindergarten can enroll four year olds as long as they turn five sometime during the school year. While we know there are hundreds of children enrolled in Transitional Kindergarten,

there is no data on the number of these children as they comingled with Kindergarten students. However, based on the lower numbers of enrolled 4 year olds in State Preschool and Head Start, we estimate that Transitional Kindergarten comprises approximately 13% of the zero to five population.

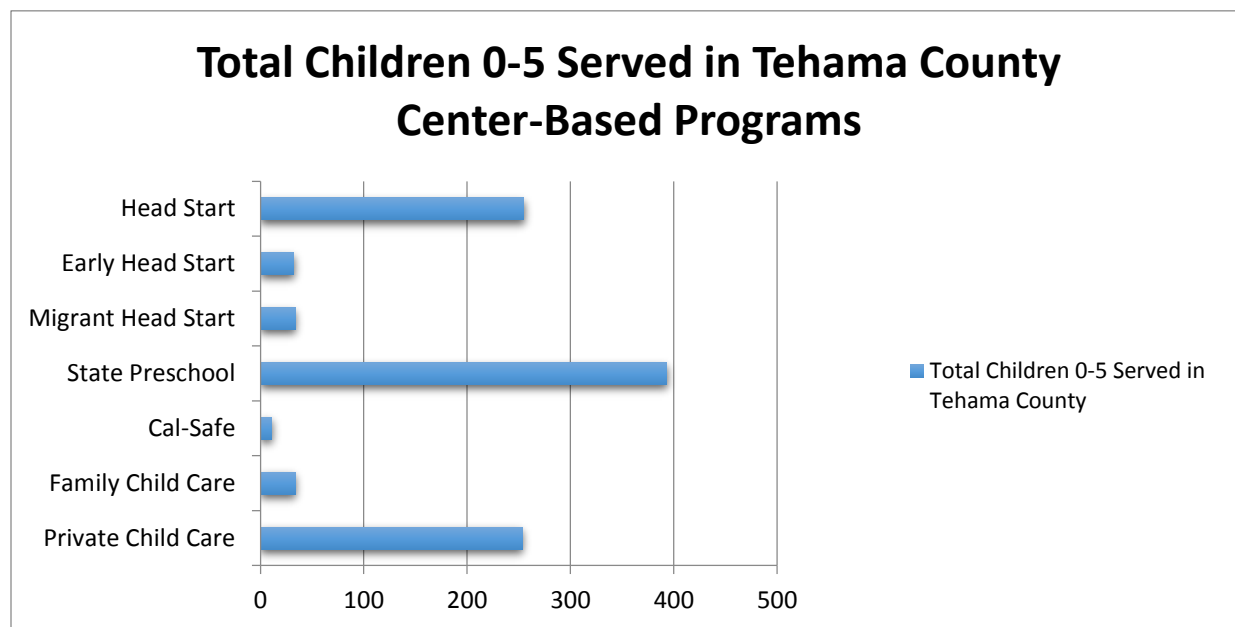


Figure 23 Local Child Care Planning Council Child Data Information

In the highest populated areas of Tehama County (Red Bluff, Corning, and Los Molinos/Gerber) approximately 66% of eligible children age zero to five years of age in those areas are not receiving childcare services. In the more populated incorporated areas of the County, such as Corning and Red Bluff, approximately 58% of the families whose children are eligible for services are seeking full-day services, which is comparable to the prior year. Since 2012, unemployment rates have steadily decreased (6.3% in February 2018 compared to 13.95% in 2012) (California Employment Development Department, 2018). Most notably, single head of household families with children under the age of 12 years have had an increase of 10% of parent in the labor force. Yet, two

parent households have seen a 10% decrease in both parents in the workforce. In the last five years, Tehama County has experienced a loss in total number of slots available for those who choose to join the workforce. The most significant change is the increased availability of infant and toddler slots in a licensed facility. 0-5 year old care is the most requested type of care according to Child Care and Referral (2018).

The 82% of un-served children in the Cottonwood community (Figure 24) can be misleading. Cottonwood is divided between Shasta and Tehama counties. Many of the children eligible for services that live on the Tehama County side of Cottonwood find services either in the Transitional Kindergarten program at Evergreen School District, on the Shasta County side of Cottonwood, or the neighboring City of Anderson (Shasta County). Therefore, Tehama County reports these children as un-served because they are part of the K-12 system in Tehama County or not served in Tehama County at all. However, many of these children not enrolled in Transitional Kindergarten are being served in Shasta County as it is closer proximity to where these families live and/or work.

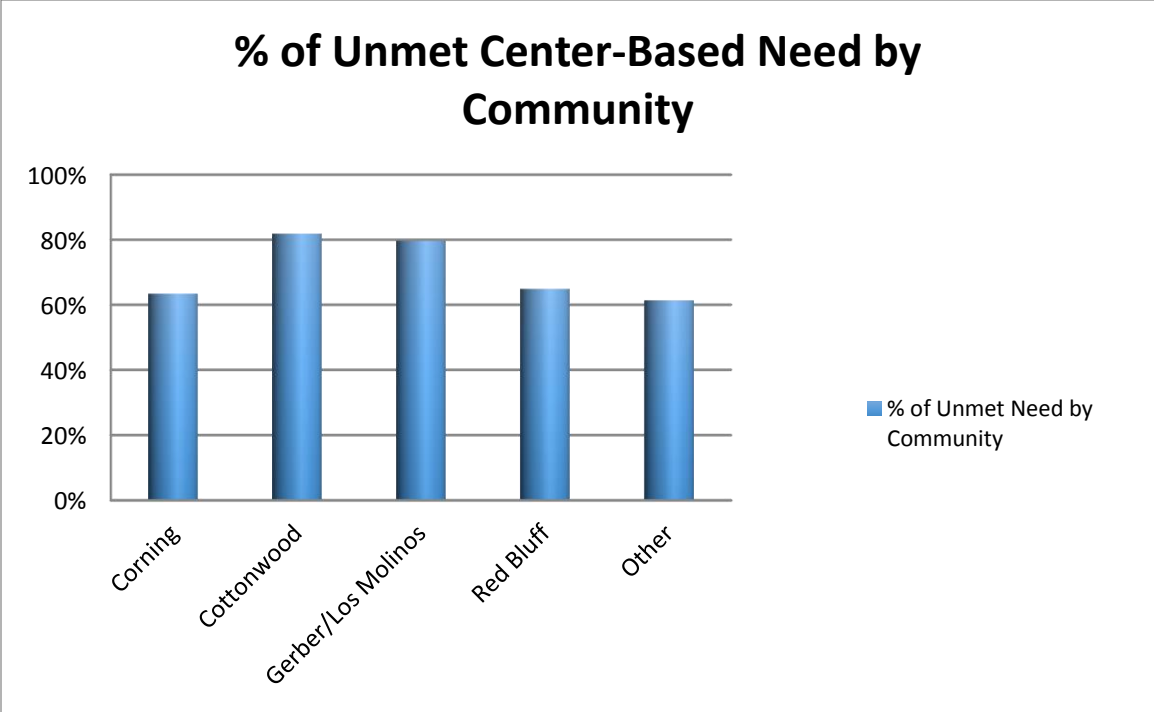


Figure 24 Local Child Care Planning Council Percent of Unmet Child Care Needs

The area of Gerber/Los Molinos has one of the highest concentrated number of childcare/pre-school facilities in the county per capita. This makes enrollment a difficult challenge for our Head Start program as there are a large number of options for families in the incorporated communities of that area. Despite the number of facilities located in this area, according to the available data there are nearly 80% of eligible children in this area still not receiving services (Figure 24). The challenge in the Gerber/Los Molinos area is where families live in relation to the location of these facilities and demographic make-up of this area. The main source of employment in this area is agriculture, which the majority of farms and processing plants lie in rural locations. Many of the families employed by these farms were once migrant but now tend to live in the area year-round.

Regular and reliable transportation for these families is also an issue for these families; they often live in the rural areas near the farms where they work and rely on

others to assist with transportation. None of the Head Start programs or State Pre-Schools provide transportation to their facilities as the cost is too great. These families living in rural parts of the community with children aged zero to three years of age are unable to get their children to where childcare/pre-school services are available. However, Transitional Kindergarten does provide transportation. Therefore, families in these areas whose children age four who will turn five during the school year enroll their children in Transitional Kindergarten.

The eligible children shown in the Other category (Figure 24) are children living in remote communities such as Paynes Creek, Manton, Rancho Tehama, Mineral, Flournoy, and Paskenta. While as a whole these communities and other outlying areas have an approximate eligible population of nearly 300 children, individually they do not have a significant enough eligible population that enables Early Head Start, Head Start, or State Pre-school to sustain a facility in those areas. These families are referred to Early Head Start and the School Readiness Project in order to receive Home Visitation services. The School Readiness Project is funded by First 5 Tehama and administered by the Tehama County Department of Education.

NCCDI continues to serve families with children ages zero to five years of age in a variety of program options. Early Head Start currently serves 111 children ages zero to three years of age, which can include pregnant women. Options for these families include Home Base and full day Center-Based programs totaling

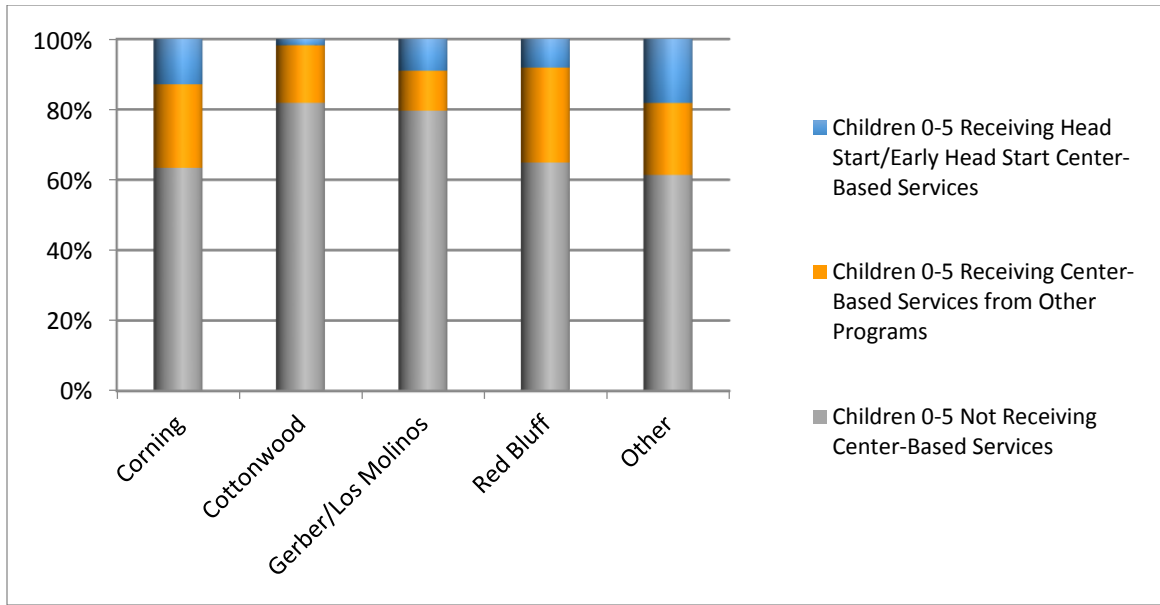


Figure 25 Local Child Care Planning Council Children Served & Center-Based Services

1,510 hours of operation. Services for our Early Head Start program are delivered according to the following models:

- 71 Home Base early development slots
- 40 full day-full year Center-Based early development slots

Head Start operates six centers that offer a wide variety of program options including part day and full day preschool. Three of these centers use a combination of California State Preschool Program (CSPP) funds to support full day programs. These centers are located in the City of Tehama, Corning, and Red Bluff. Services are delivered according to the following models:

- 113 part day/part year preschool slots
- 25 combination preschool slots serving children with significant behavior issues.
- 54 full day/part year preschool slots
- 20 full day/full year preschool slots

With unemployment continuing to decrease, we are seeing an increase in household incomes in Tehama County. In addition, incomes have been increasing due to the California minimum wage increasing to \$10 per hour in January 2016, and again to \$10.50 per hour effective January 1, 2017 with expected increases up to \$15.00 per hour by January 2022. This has a significant effect on the estimates of household income (Figure 26) as it has a huge impact on the lowest annual earnings category up to \$24,999 with a corresponding ripple effect through each of the higher earnings categories. Although household income is on the rise, families who are working in the community are more likely to be employed in service positions without secure employment.

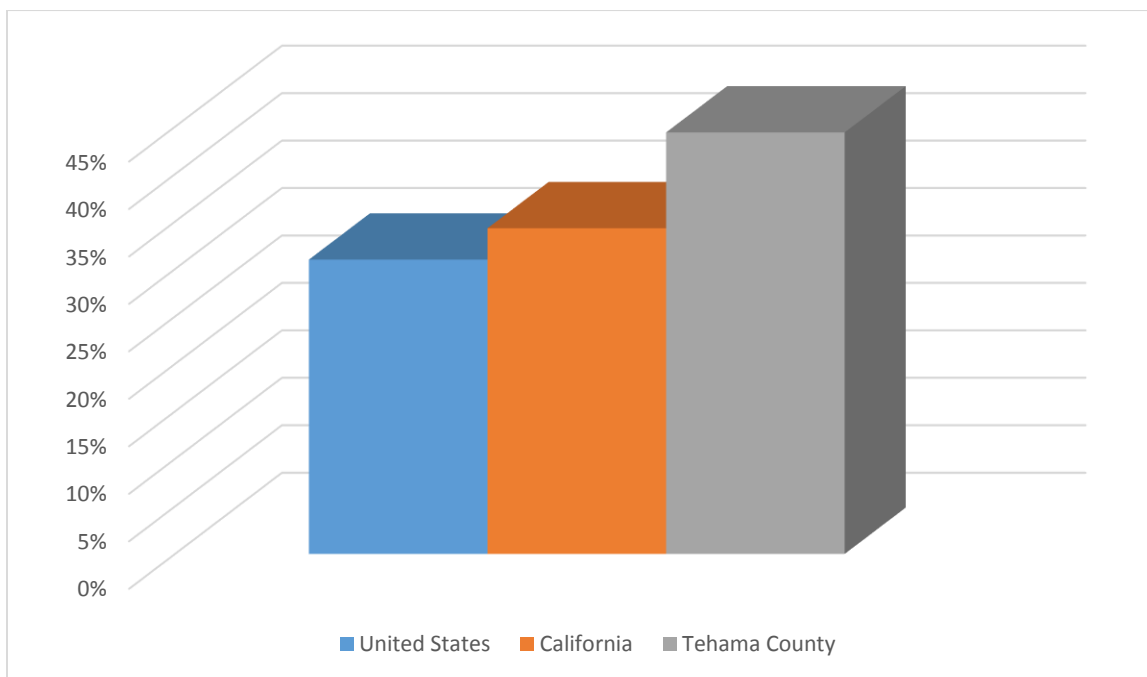


Figure 236 Families without secure employment

This has a substantial impact on the work schedules of the families that are more likely to be served in programs such as Head Start or Early Head Start. The average hours of employment during the week may be 38.5, however, parents working in service positions

are typically working during hours that traditional licensed childcare facilities are closed. 46% of the parents who are working in the community are able to claim they work year round. Tehama County is mostly agriculture and many of the parents that are served work during the “season”.

Since 2015, the number of available part day slots for State Pre-school, operated by Tehama County Department of Education (TCDE), has decreased by 7% due to closure of classrooms taken by school districts to operate Transitional Kindergarten. However, in 2017, they were able to secure full day state preschool funding to operate two full day classrooms for working families. The classrooms are located in Corning and Red Bluff and support 48 children and their families. Children who are transitioning out of Early Head Start and are considered over income by Federal Poverty Guidelines are referred and enrolled in these two classrooms.

In addition, the number of licensed family child care homes that have been the largest provider of full-day services in Tehama County continues to decrease. Since 2014, child care home slots have decreased again by 4% (California Child Care Resource & Referral Network, 2018). This decrease in Family Child Care Home slots is due primarily to two factors: 1) inability to retain staff due to increase of minimum wage; 2) providers closing their business and returning to workforce for higher wages once their own children are old enough to enroll in public school. Due to the loss of slots previously provided through family child care homes, remaining child care providers in Tehama County have been unable to meet the increased demand for services.

Preschool Children with Disabilities

Currently Tehama County Special Education Local Planning Agency (SELPA) in collaboration with Tehama County Head Start has provided children with disabilities a full inclusive preschool model that provides academic success in the least restrictive environment. Tehama County Head Start in collaboration with SELPA has been able to maintain the number of inclusion classrooms to meet the diverse needs of children with disabilities. In 2017 the process within Tehama County assessing for children with disabilities changed and went to a “Multi-Tiered Support System approach.” The new approach ensures that all children suspected of a disability will receive individualized interventions and supports provided by both programs implemented in the least restrictive environment. The new “Multi-Tiered Support System” will determine whether further assessment is necessary. Currently Tehama County Head Start serves the highest population of children with special needs serving 28% of children ages 3-5 with a diagnosed disability.

According to Kidsdata.org., (2015), the number of Tehama County children with disabilities has increased within the last year from 10.1% to 11.4%, with Autism being the highest diagnosable disability increasing 10.0 to 11.4% from 2015-2016. Reasons for changes in increased numbers of children with disabilities are possibly due to earlier detection by physicians, parents, public agencies, preschool teachers, etc. who refer the child to SELPA for assessment. Kidsdata.org (2015) shows the top three disabilities in Tehama County being; Learning Disability 35.2%, Speech and Language Impairment 21.4% and Intellectual Disability at 12%.

Once a referral is made, the parent is contacted and an assessment is conducted based on the validity of the referral. The IEP is written by a team of SELPA therapists, parents, and teachers, if appropriate.

All Head Start classrooms serve children with disabilities. 62% of enrolled children with IEPs attend class in the South County area. This is a reversal of previous years where the majority of children with disabilities were enrolled in the North County area.

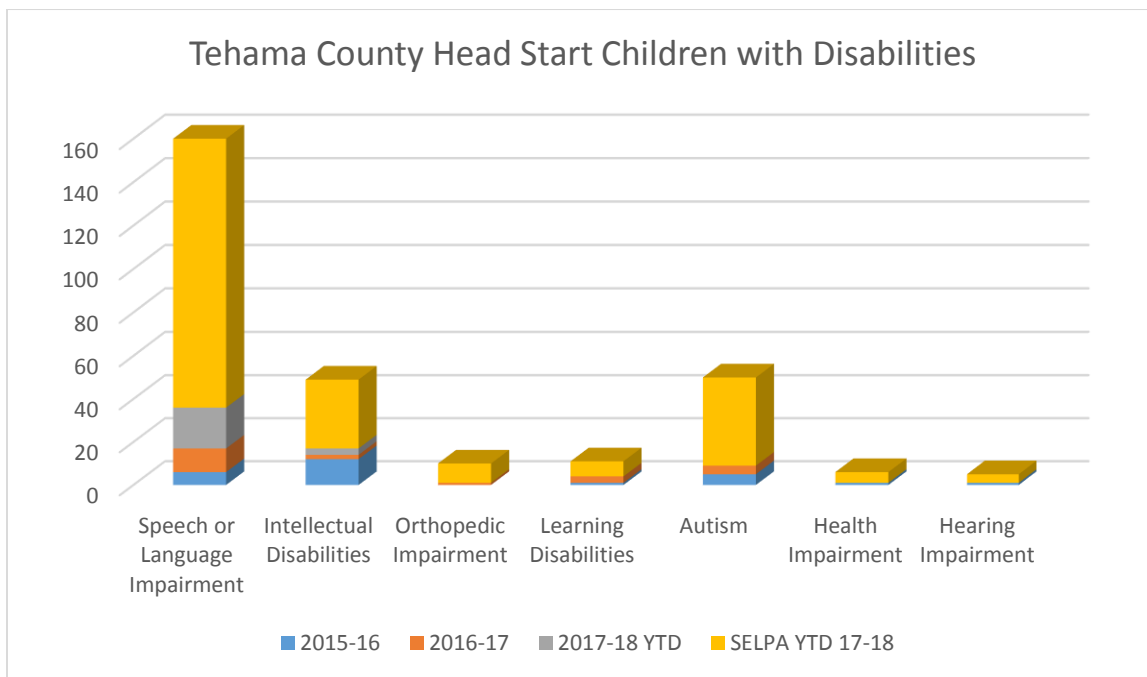


Figure 247 ChildPlus PIR Report C. 27, 2018

This may be due to the Corning Unified School District’s handling of their own IEPs instead of Tehama County Department of Education as well as the opening of another Inclusion classroom within the TCDE’s State Preschool program. Last year SELPA moved many of their on-site services to the Gerber School’s Special Needs program. This is located within the Central County area. Also, the amount Hispanic children with

IEPs continues to grow, specifically in the South County area. This is in-line with the demographics of the South County area.

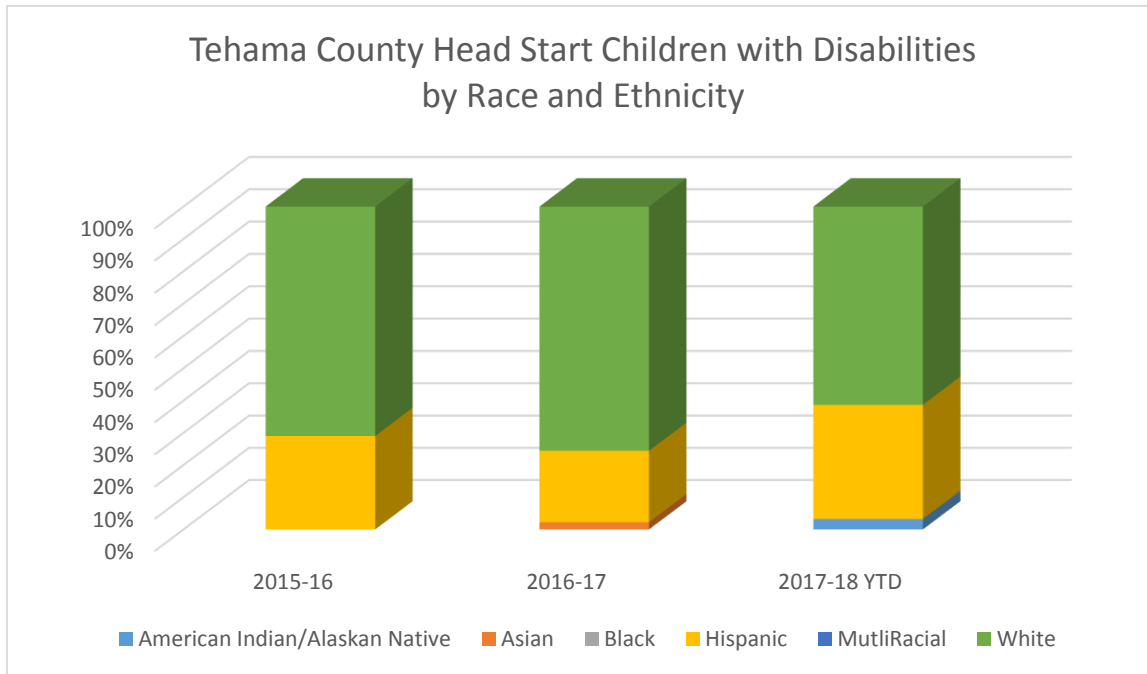


Figure 258 ChildPlus Report 4020, 2018

Infants and Toddlers with Disabilities

Far Northern Regional Center is one of twenty-one Regional Centers in the State of California, the local Center serves nine counties in Northern California. They provide services and supports to families of children in Early Head Start with developmental disabilities. Early Head Start parents who are concerned their child may have a developmental delay are referred to Far Northern Regional Center. There are strict eligibility requirements such as a developmental delay in one or more skill areas such as cognitive, physical, communication, social or emotional and adaptive. Children under the age of three who are found to be eligible for services would be provided with

an Individualized Family Service Plan; this plan is shared with Early Head Start direct service staff so that areas of difficulty can be worked on in both the classroom setting and in the home base option.

Far Northern Regional Center received 139 referrals regarding Tehama County children under the age of three. After assessments 81 children were eligible for Far Northern services and 58 were not, this number includes those referrals of children that families chose to not complete the intake process. Far Northern Regional Center is currently serving 59 children in under the age of three in Tehama County (personal communication, Robin Larsen, Service Coordinator, Far Northern Regional Center, 2018).

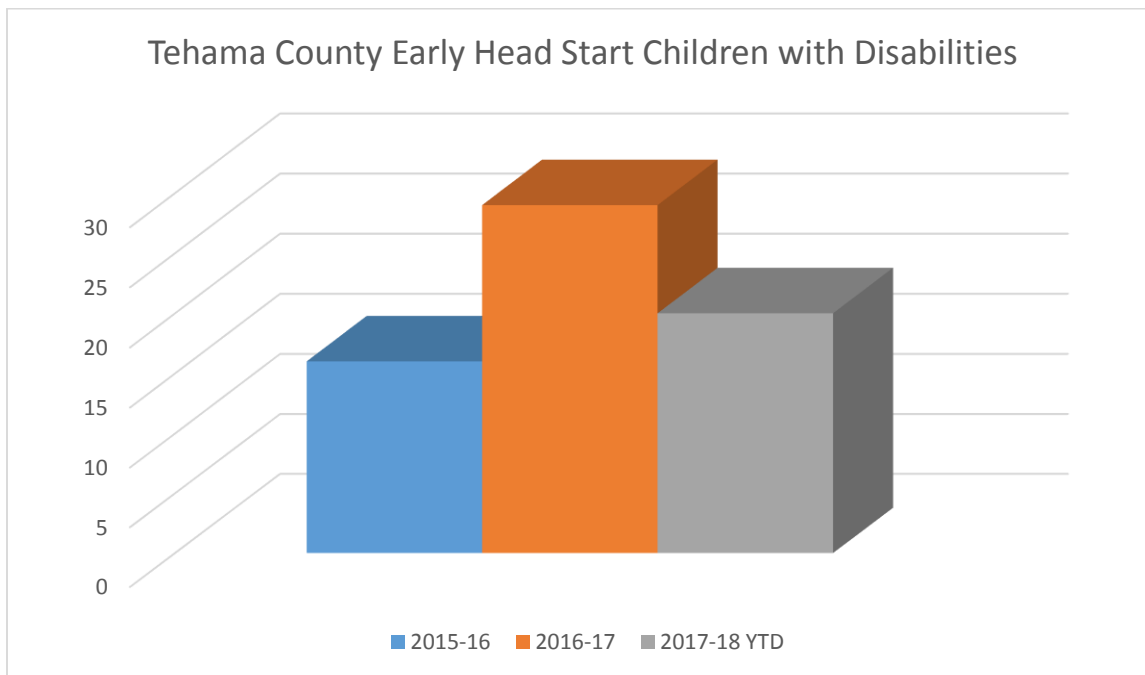


Figure 269 ChildPlus PIR Report C. 26, 2018

In the 2017-18 program year so far Early Head Start has served 20 children with diagnosed developmental delays that have current Individualized Family Service Plans. Of the 20 children two have speech and/or language delays and 18 have non-

categorical developmental delays. As of this date we have five pending referrals where concerns have been identified. Over the course of the last three years, Hispanic children with IFSPs has continued to grow. The Home Base program has the largest enrollment and hosts 65% of its enrollment to children with IFSPs.

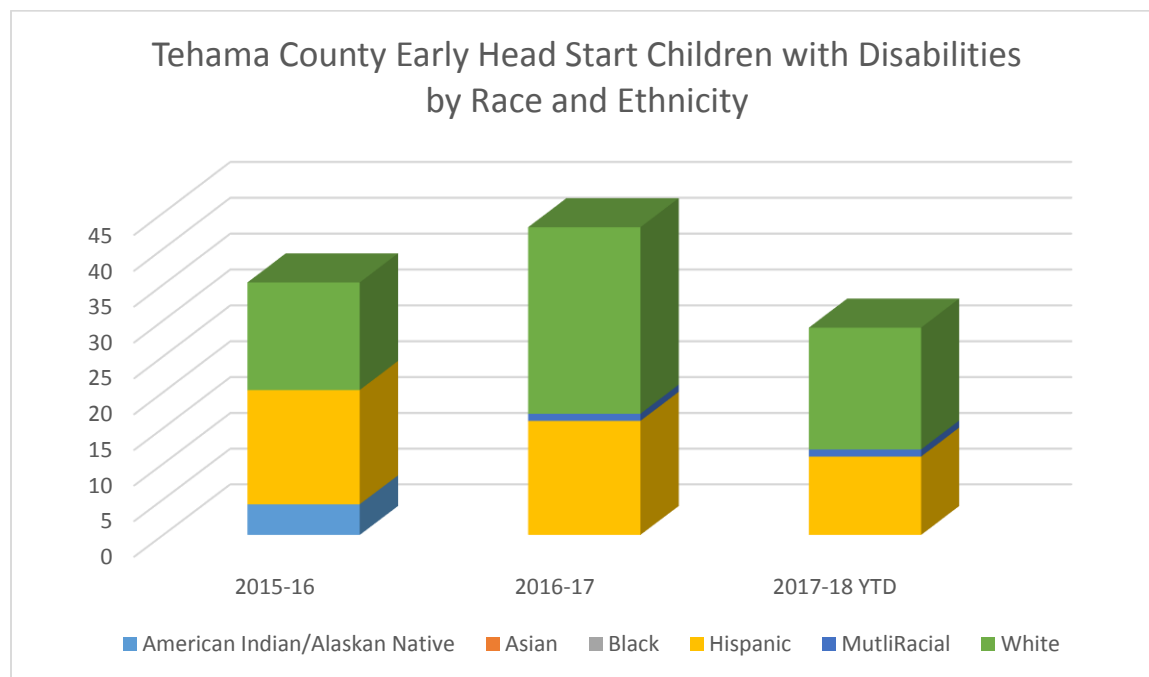


Figure 30 ChildPlus report 4020, 2018

Due to the restraints to be eligible for Far Northern Regional Center, Early Head Start acts as our own intervention program for children that are not eligible for services through Far Northern Regional Center. If a child shows signs of possible developmental delay(s) and the referral has been sent to the Regional Center and the outcome is that they are not far enough delayed for services, our direct service staff work with the parent on a plan to help the child with focused individualized services.

Education

Continuing education remains a strategic part of leveling the playing field for those who come from disadvantaged backgrounds. High school completion rates continue to rise, with 89% of high school seniors graduating. This is higher than the state average of 82.3% (kidsdata.org, 2018). Hispanic students are more likely to drop out than White (Kids-Data.org, 2015). However, only 21% of Tehama County graduates are likely to complete college preparatory classes. This is well below the state average of 43.4%. With several universities and community colleges available in the local area, the rate of graduating seniors moving on towards higher education is disappointing.

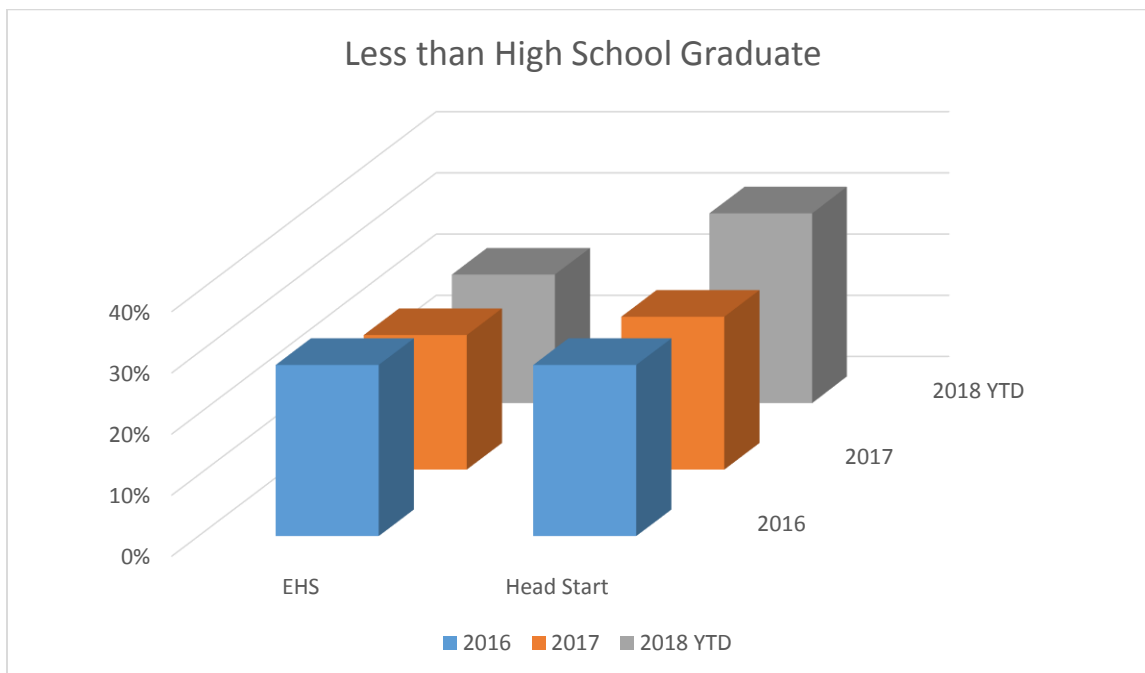


Figure 31 Early Head Start & Head Start Less than High School Graduation Rates, 2018

Tehama County has three public high schools and several continuation high schools where teen parents and others can work on obtaining their high school diploma or General Education Diploma (GED). In 2015, Tehama County eLearning Academy

became a part of Tehama County Department of Education as a charter school and serves 135 students grades 7 through adult (Tehama eLearning Academy, 2015). They are now an official GED testing site and have an 89.0% graduation rate.

Mental Health

Currently Head Start provides Mental Health Services to Tehama County community members through low cost counseling services and a unique Stepping Stones Pre-k mental health classroom/home visitation model and through our new Stepping Stones Family Visitation Center.

Head Start's mental health services provide the highest quality of holistic mental health services to families and community members. TCHS provides a full array of culturally competent and linguistically proficient counseling services, medication support, family advocacy, case management, and rehabilitation. The diversity of our staff has helped us create a department that is sensitive to cultural differences and attempts to bridge language barriers with our consumers. Currently in 2017-18 we are staffed with five counseling interns which are bilingual and 3 BSW in training supervised by a Licensed Clinical Social Worker and a Marriage Family Therapist. Currently we are able to provide counseling services to 132 clients. The three BSW who provide court ordered supervision visits have allowed us to serve an additional 85 families in the process of reunification mandated by the court system. These mental health services are responsible for the services which are accessible and acceptable to the county population; this includes; culturally and age appropriate to the type, amount and intensity needed to maximize recovery and or reunification.

The Community Counseling Program provides prompt evaluation and care of persons with acute disabling symptoms, especially those considered to be dangerous to self or others; provide continuity of care and treatment for person disabled as a result of a mental disorder who need assistance in using available mental health or other community resources; provide programs in the community which enhance the ability of the general population to cope with stressful life situations and prevent the onset of a mental disorder.

The Stepping Stones Pre-k mental health model serves 30 children and families in a unique service model that incorporates a classroom/home visitation model that focuses on children with behavior problems and/or parents with mental health disorders. This unique model provides children with a high quality preschool experience and parents with clinical services such as; adult and children's services assessment, psychological testing, individual therapy, group therapy, case management services, medication support and therapeutic behavioral services.

The Stepping Stones Family Visitation Center provides families in the reunification process to be enrolled in the home visitation model to ensure families that are in the reunification process continue to receive ongoing support even after they leave the visitation center. This unique supervised visitation home based model was designed specifically for providing in depth Head Start services to both the foster parent and the biological parent. This model ensures a plan of reunification resides with a parent or guardian while services are provided in the family primary residence to the child and

family to address risk factors and to ensure the safety of the child. Children receiving this visitation model receives the standard assessments and meets the Head Start Standard of home visitation, however, “Nurturing Parenting Coaching” is provided to improve the ability of parents to meet their children’s needs and to refine their parenting skills. As well as the ACEs (Adverse Childhood Experiences) questionnaire to help ensure families are understanding how their own adverse childhood experiences are effecting their children. They then develop strategies associated with the type of attachment style they have identified with design goal that improves attachment with their own children to help change the cycle of dysfunction.

Health & Nutrition

County Health Rankings and Roadmaps indicated in 2018, Tehama County is ranked 43rd out of 58 counties in overall health. Adult obesity affects 27% of the local population. Tehama County residents experience 4.3 poor mental health days out of the week. St. Elizabeth’s Hospital, during their community health assessment, found that obesity and mental health problems were the top county health concerns (St. Elizabeth Hospital, 2014). According to the respondents, over 50% felt that they were slightly overweight and over 16% felt that they were very overweight. As obesity can lead to multitude of other health issues, this is a critical concern for Tehama County health and social service providers. 16.6% of Californian preschoolers who received Women, Infant, and Children were considered obese (State of Obesity, 2014). Over the last three years, Head Start children have exceeded the average obesity rate for their age group.

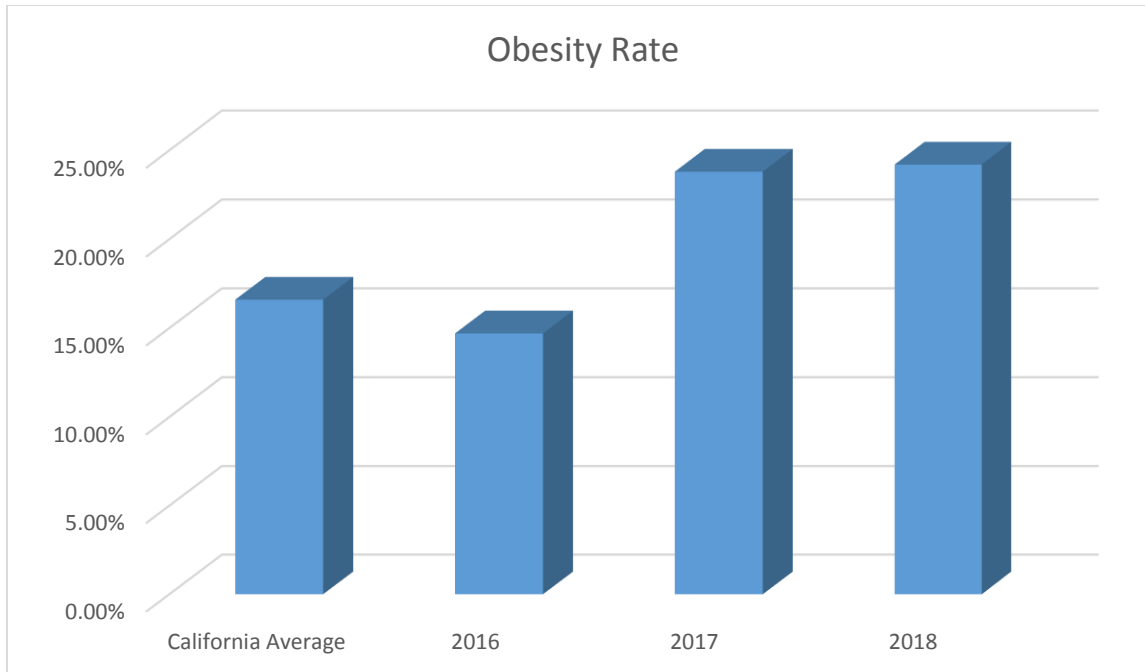


Figure 32 Obesity Rate Comparison

Poverty rates have continued to stay stagnant and even though income levels continue to rise, food insecurity continues to be a major concern for many residents of Tehama County. 24.9% of children living in Tehama County feel the burden of food insecure homes. According to Ed-Data (2017), 68.5% of Tehama County public school children receive free or reduced meals. This is significantly higher than the state average of 58.1%. CalFresh, formerly known as Food Stamps, continues to be an ongoing support for low income families. Tehama County Department of Social Services handled approximately 8,336 CalFresh cases in 2017 (personal communication, Janet Zepeda, Tehama County Department of Social Services, 2018).

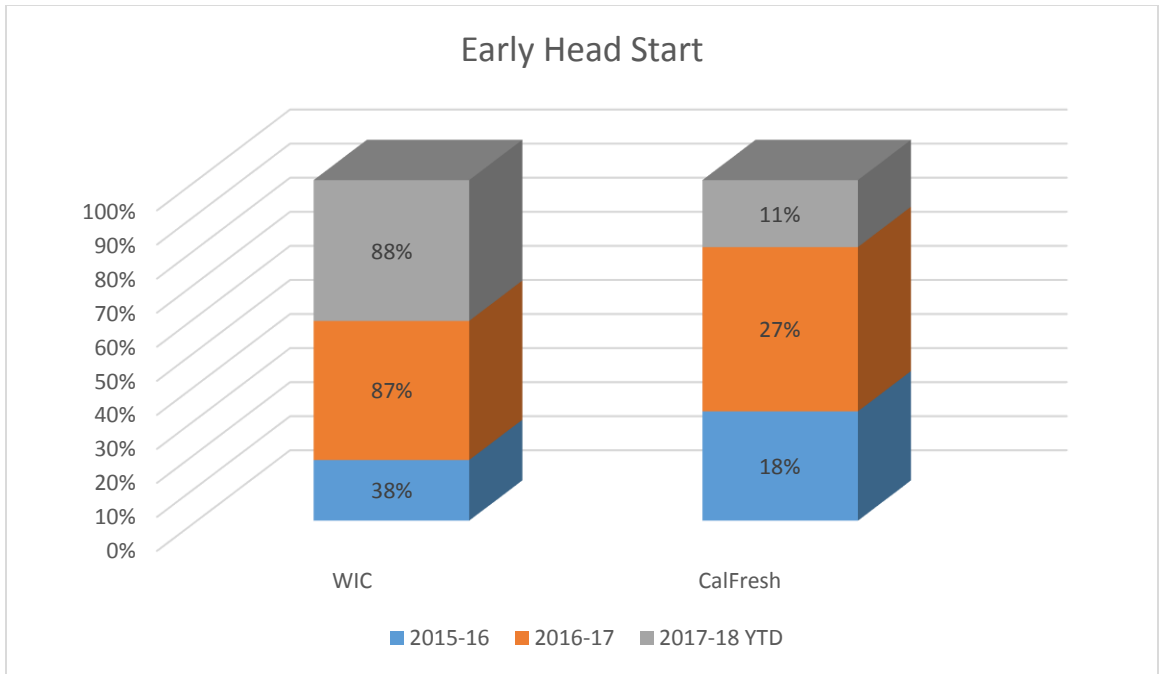


Figure 33 ChildPlus Report 9731, 2018

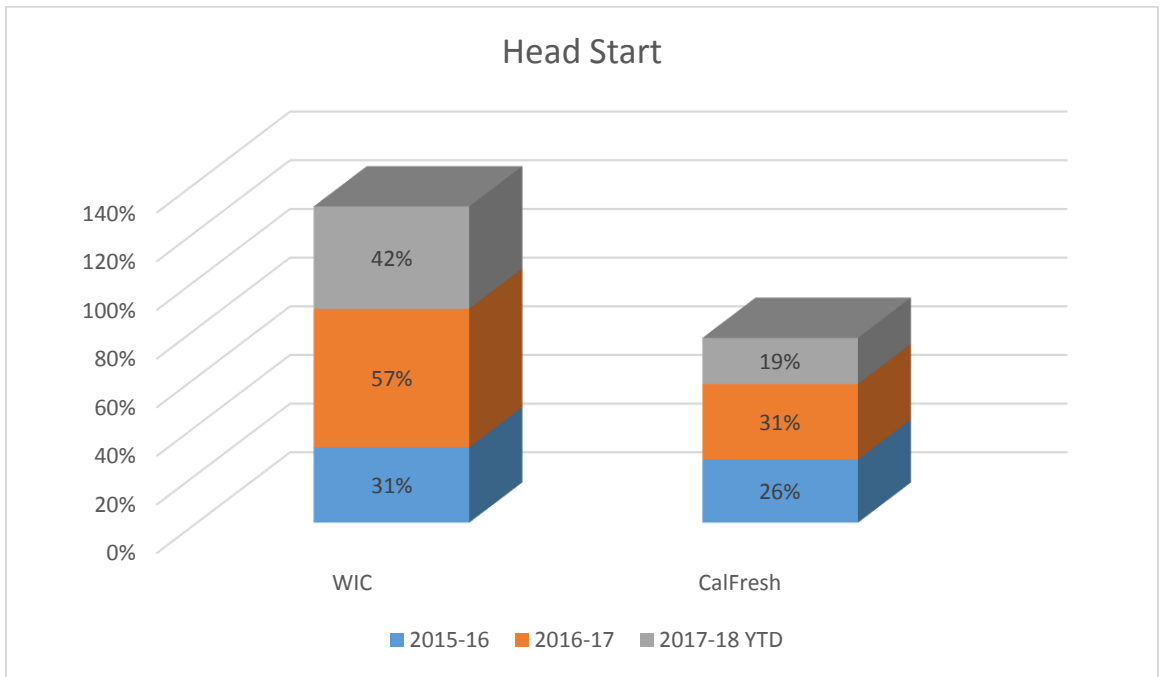


Figure 34 ChildPlus Report 9731, 2018

Women, Infants and Children (WIC)

The Women, Infants and Children (WIC) Program is a federally-funded health and nutrition program that provides assistance to pregnant women, new mothers, infants and children under age five. WIC helps California families by providing food vouchers to individual participants based on their nutritional need and risk assessment. The food vouchers can be used to purchase healthy supplemental foods from over 4,000 WIC authorized vendor stores throughout the State. WIC also provides nutritional education, breastfeeding support, healthcare referrals and other community services. Participants must meet income guidelines and other criteria. Currently, 83 WIC agencies provide services monthly to approximately 1.1 million participants at over 650 sites in local communities throughout the State.

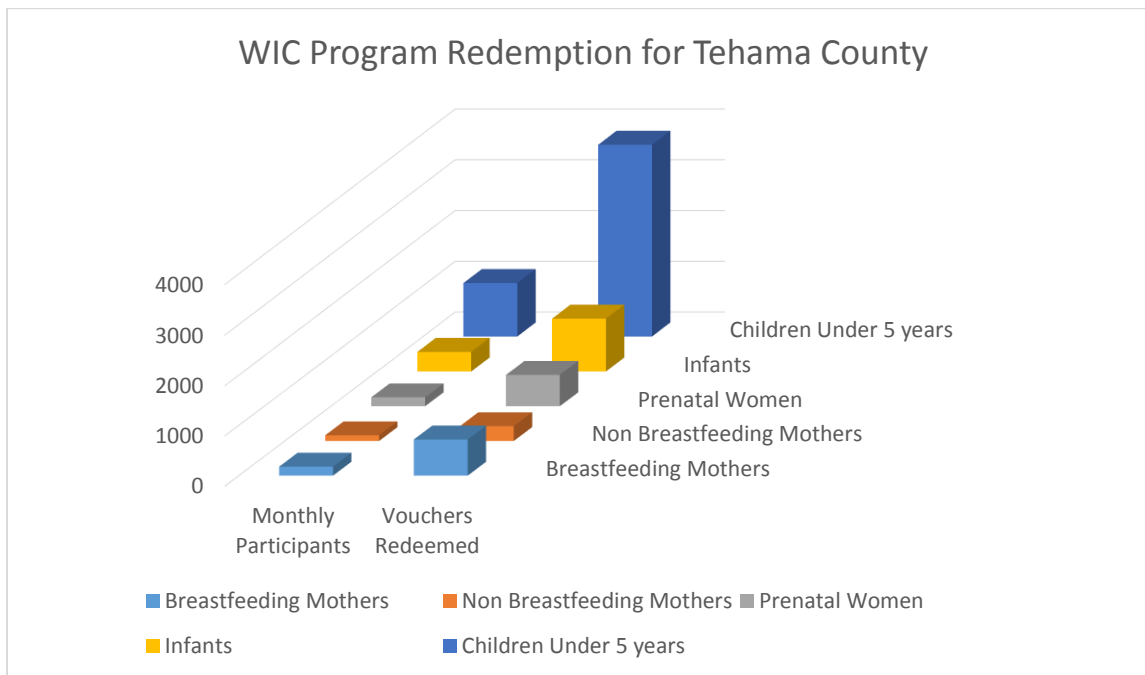


Figure 35 California Health & Human Services, 2017

UC California CalFresh Nutrition Education

The UC CalFresh Nutrition Education program consists of adult, family-centered and youth components. Staff delivers research evidence based lessons to youth and adults

that are centered on improving diet and nutrition related skills. Tehama County has two nutrition educators, participating in community events, school education programs, and local farmer's markets.

[Tehama County Gleaners](#)

The Gleaners program distributes USDA Commodities (surplus food) each month for Tehama County residents with low income at locations throughout Tehama County. Eligibility is determined by household income and number of people in household; people with CalFresh (Food Stamps) qualify. Participants must bring documentation to sign up, including a utility bill or rent receipt with physical address (no PO Box accepted); document indicating participation in assistance program (if applicable).

[Summer Food Sites](#)

As the end of the school year is often a time of food insecurity for families with school-age children, several sites' county wide provide free breakfast and lunch to participants 18 and under. This meal service is co-located with the summer SERRF program, and requires no income documentation to participate. In the summer of 2017, the program ran from June 12th-July 14th at Bidwell School, Antelope School, and Los Molinos Elementary.

Needs of the Community

A community needs assessment identifies the strengths and resources available to meet the needs of children, youth and families. Per Head Start Performance Standards

1302.11 (b)(1)(ii), the community assessment should include:

the education, health, nutrition, and social service needs of eligible children and their families, including prevalent social or economic factors that impact their wellbeing.

In February, 2017, parent and staff focus groups were held at NCCDI to guide the assessment in these areas. Their concerns about their community included:

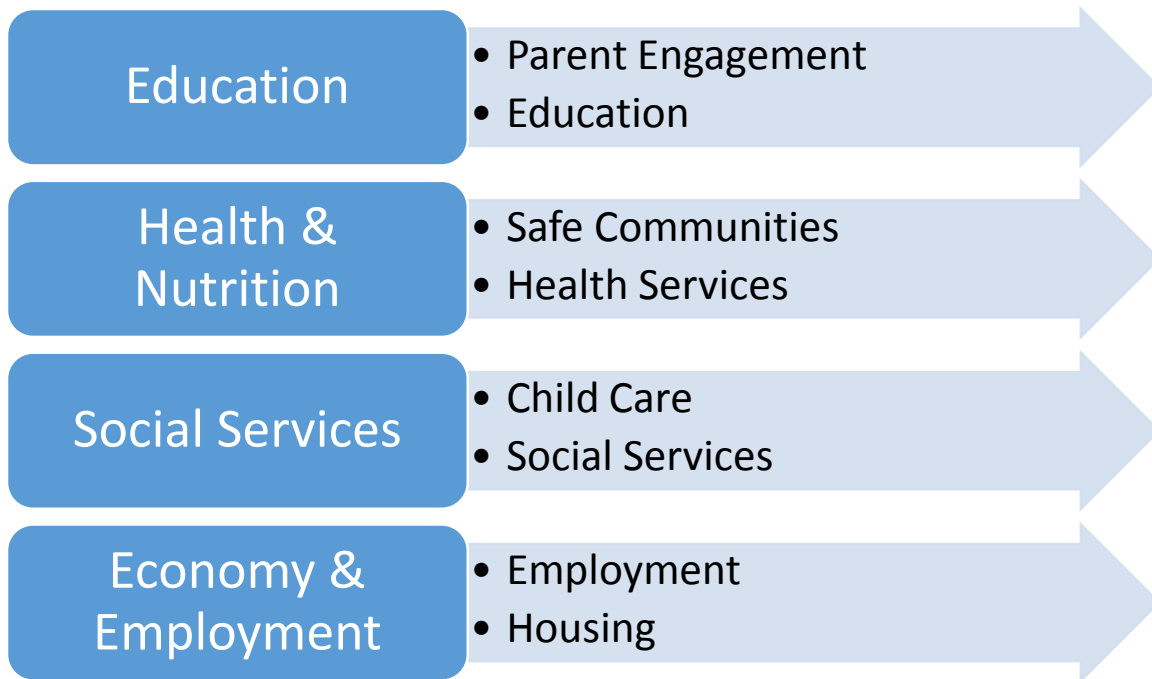
Education	Health & Nutrition	Social Services	Economy & Employment
<ul style="list-style-type: none">• Class size• Parent involvement & engagement• Social skills• "Ease-ability" of adult education	<ul style="list-style-type: none">• Parks as social hubs• Community engagement with parks• Community awareness of Farmer's Market	<ul style="list-style-type: none">• Homelessness• Crime• No help or not enough help	<ul style="list-style-type: none">• Not enough childcare• Youth activities that are not sports related• Local area is stagnant

These concerns were used as the basis of the survey that went out to Tehama County.

Surveys were accessed electronically through SurveyMonkey.com. There were 315 responses, of which 252 were in English and 63 were in Spanish. The survey opened in May, 2017 and closed in September, 2017. Notification of the survey was sent out

through Tehama County public school system, Tehama County Department of Education's State Preschool Program, School Readiness, and Public Health, as well as Head Start and Early Head Start families.

The four areas of education, health and nutrition, social services, and economy and employment were broken down further into the following areas:



Education

- 62% of respondents have helped very little or not at all in their child's classroom.
- 37.5% of Hispanic respondents felt their child would be treated differently.
- 60.5% of respondents were not involved in a parent group at their child's school.
- Lack of child care was not a factor preventing parent participation at school according to 55% of respondents.
- Of the parents that were knowledgeable of their classroom's phone tree (nearly 50%), 83.5% rarely used it if at all.
- 64% of respondents felt there were not enough non-sports related youth activities available in Tehama County.

- 61% of non-Hispanic respondents felt there were too few community events in Tehama County, while 100% of Hispanic respondents felt there were just the right amount or too many.
- While 90% of respondents have completed education of high school or the equivalent and above, 41% of Hispanic respondents had less than a high school education.
- 87% of respondents were not enrolled as a student.
- While 88% of respondents felt that life skills were very important, 26% felt that most adults did not have them.
- 93% of respondents felt that people need to be taught life skills as they are no longer learned in the home.

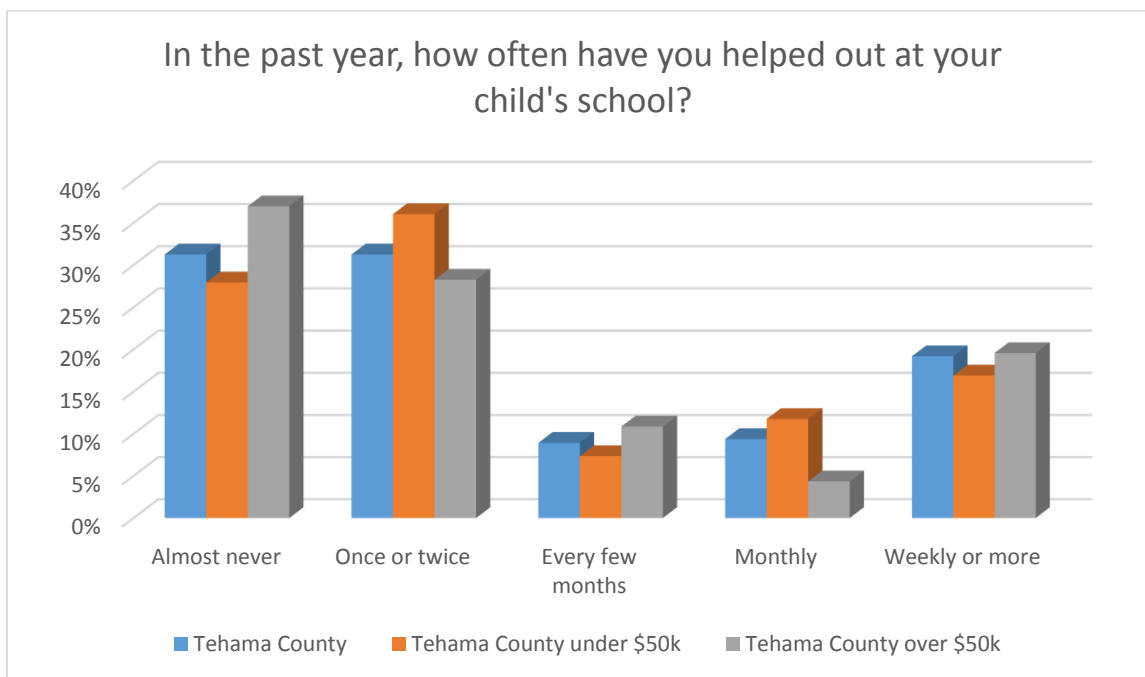


Figure 36 2018 Community Assessment

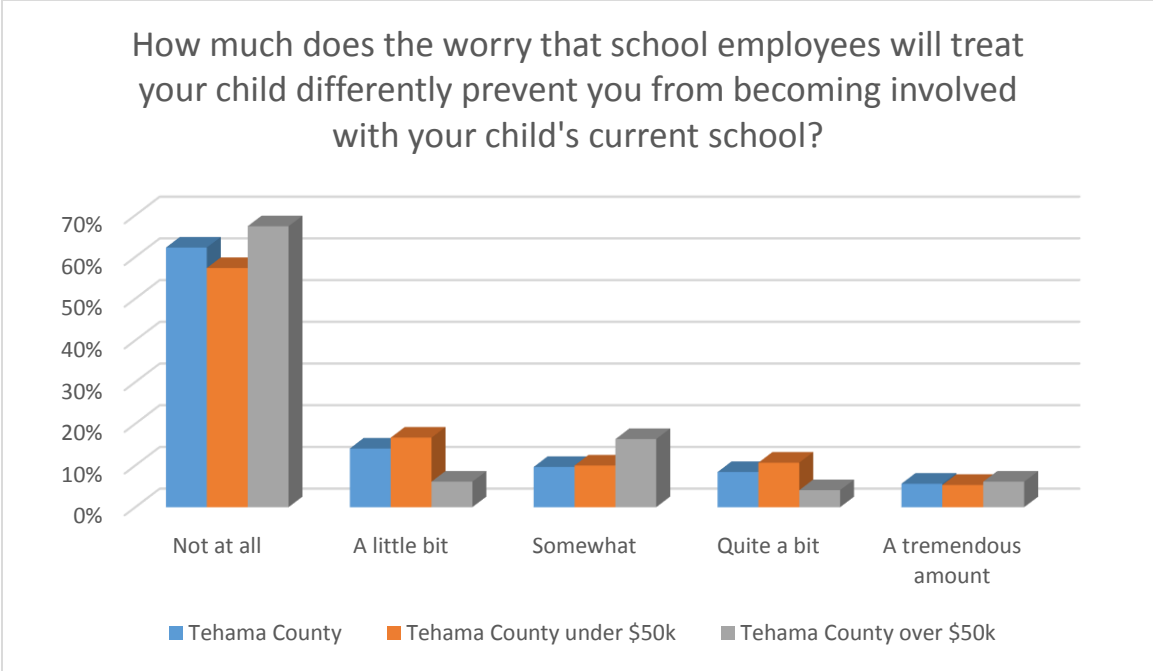


Figure 37 2018 Community Assessment

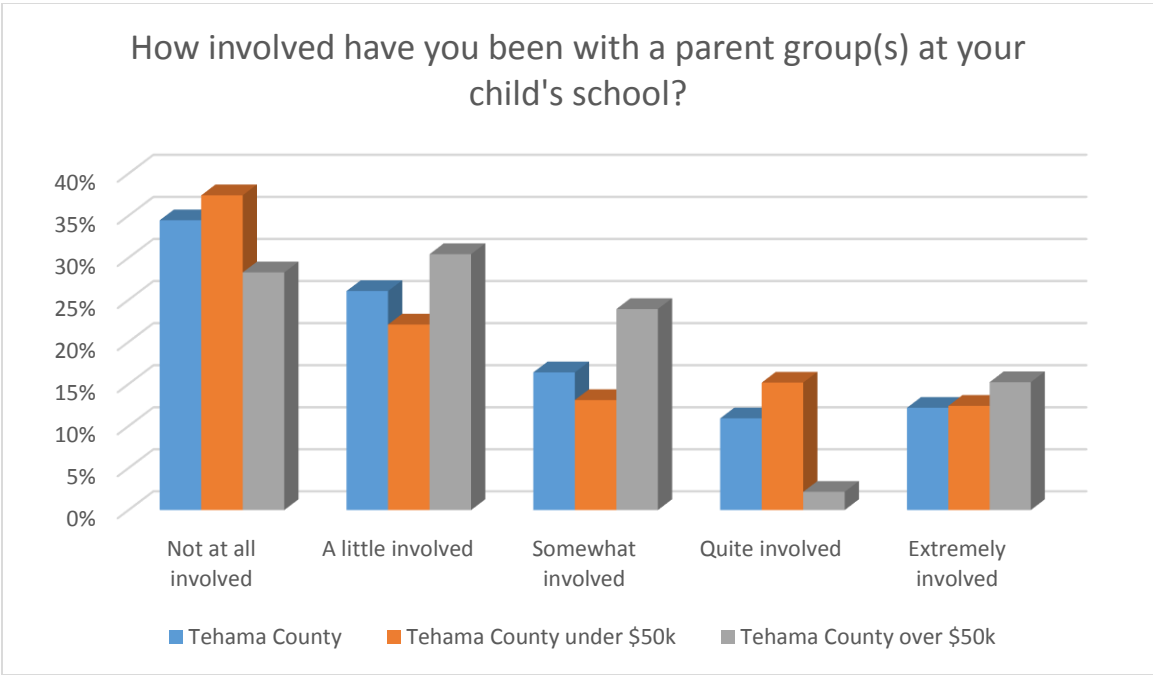


Figure 38 2018 Community Assessment

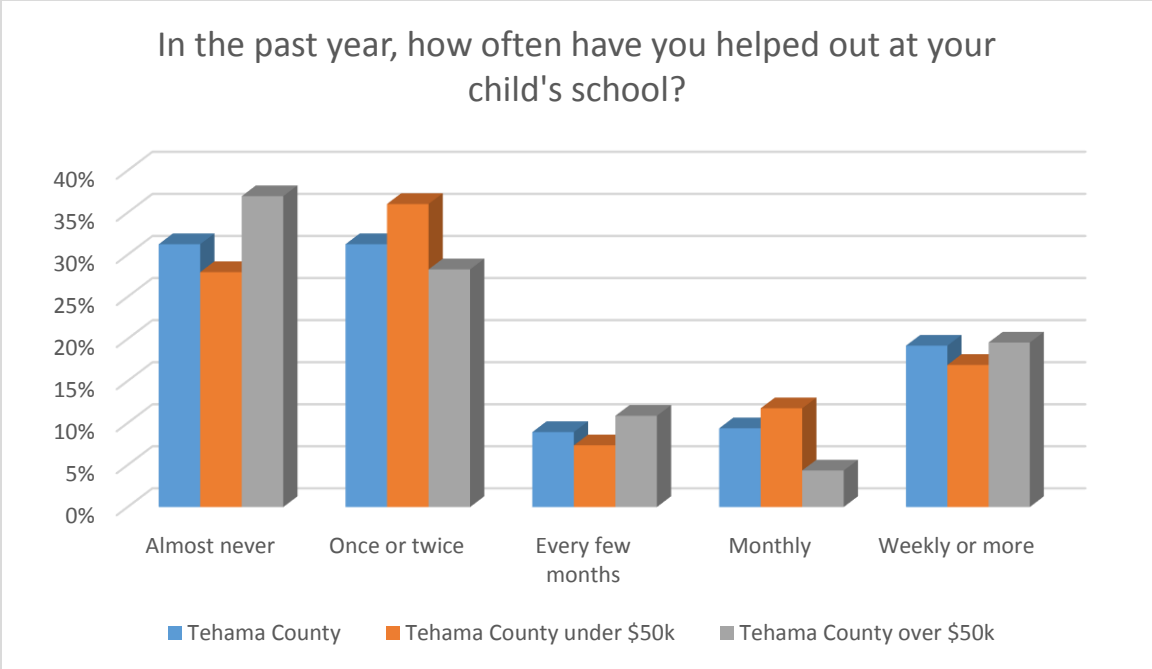


Figure 39 2018 Community Assessment

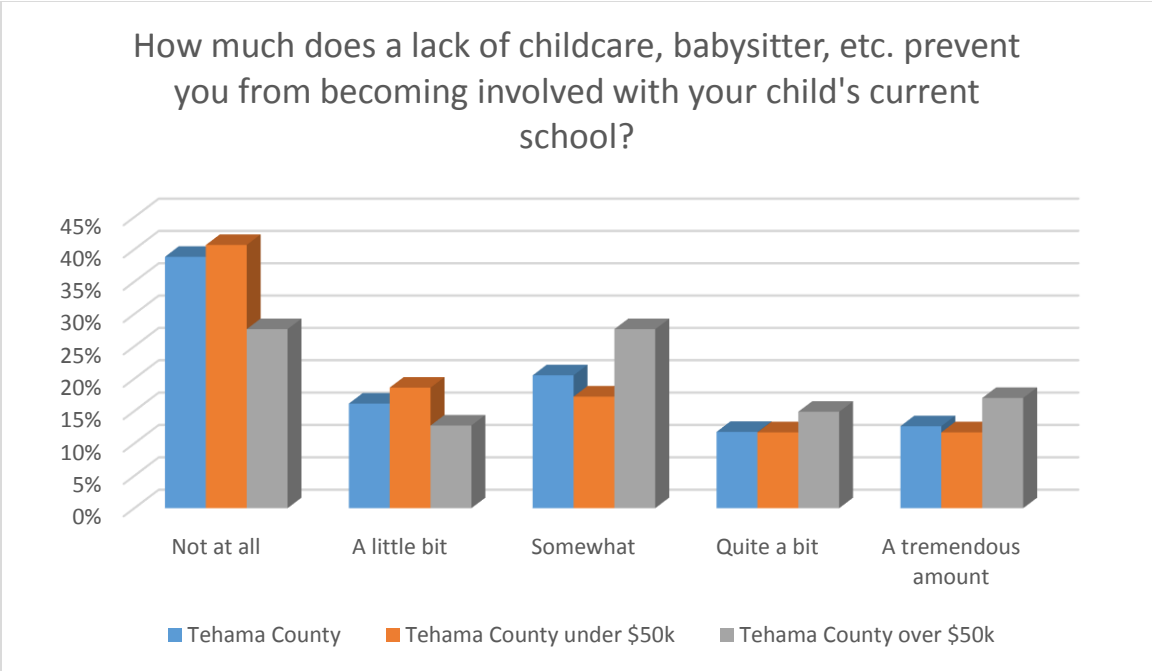


Figure 40 2018 Community Assessment

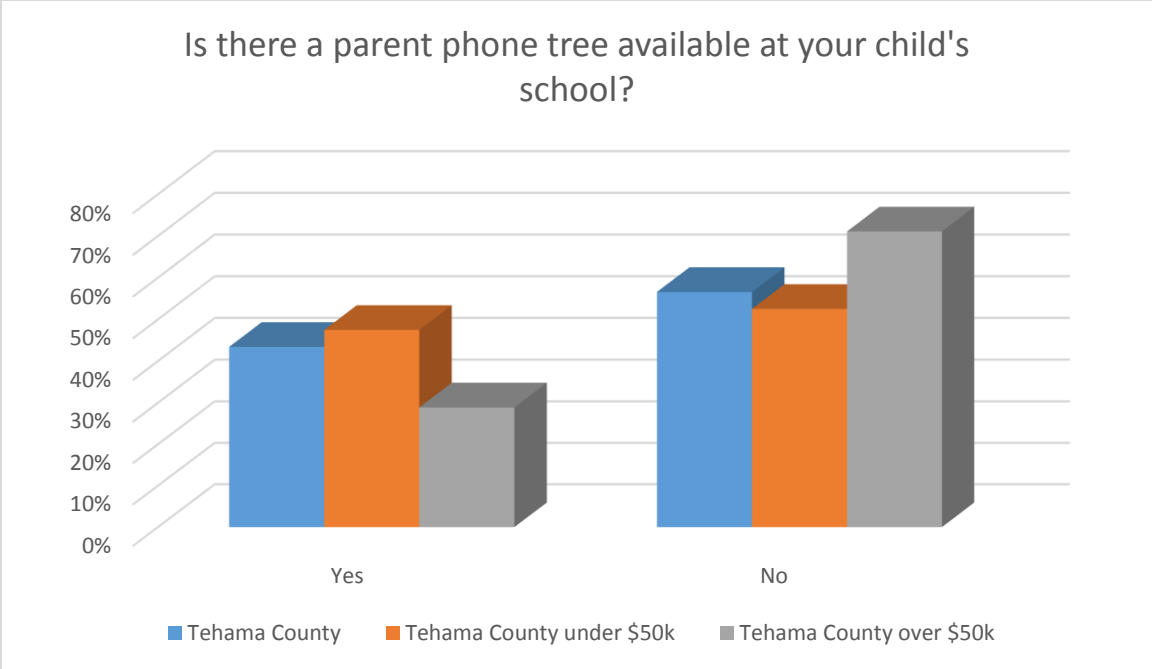


Figure 41 2018 Community Assessment

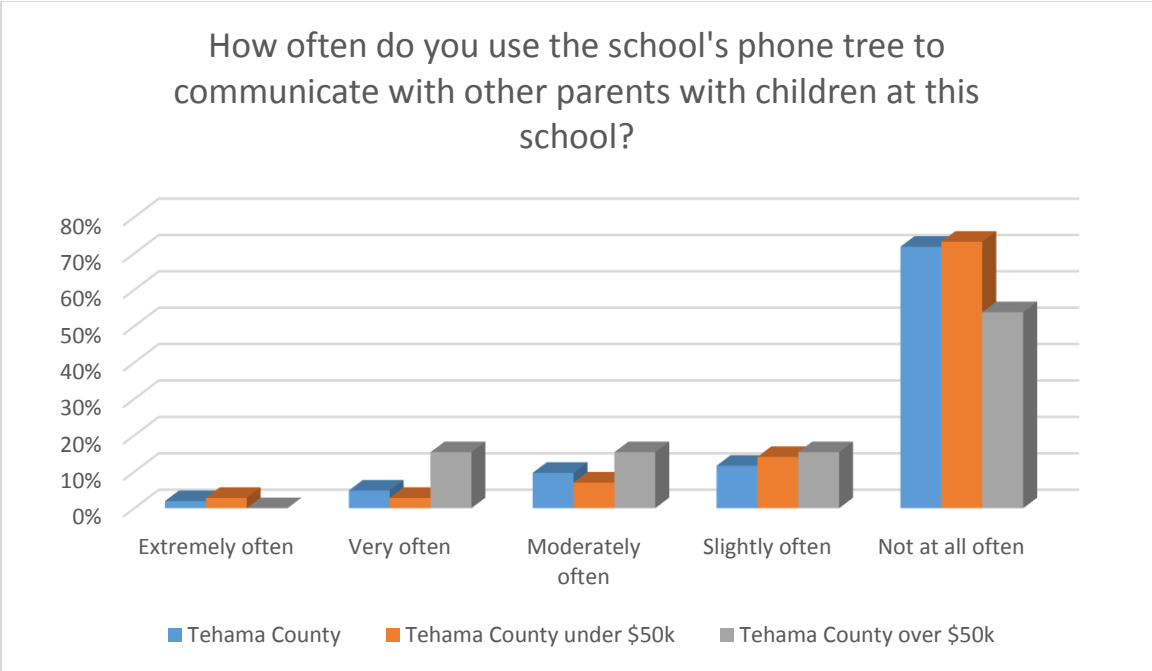


Figure 42 2018 Community Assessment

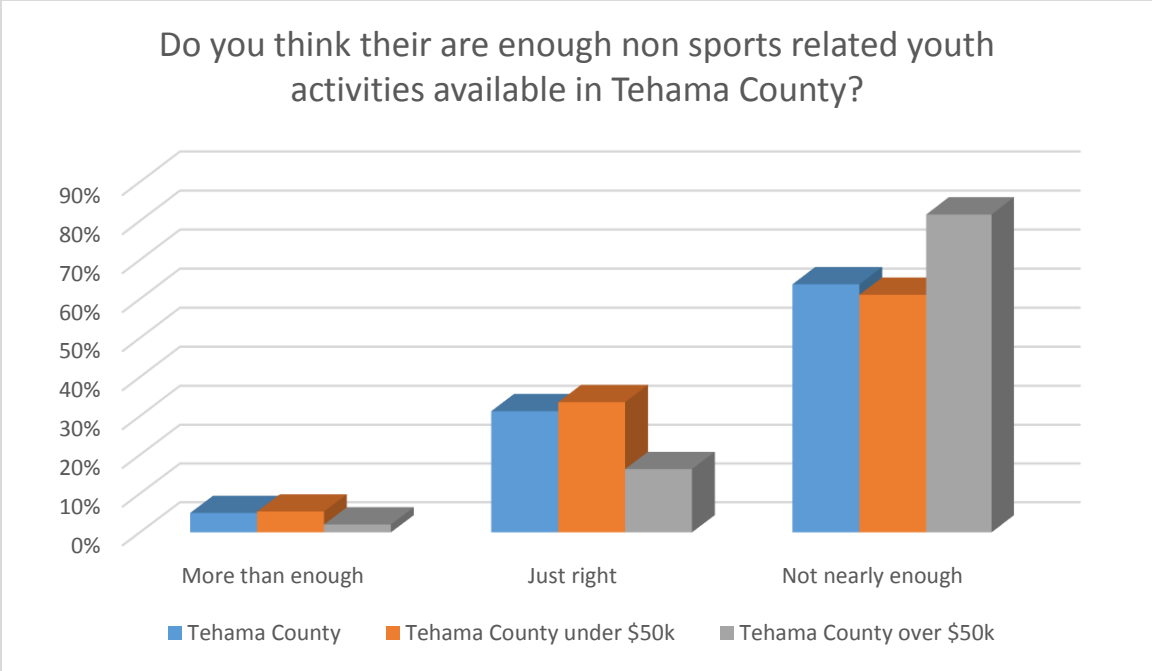


Figure 43 2018 Community Assessment

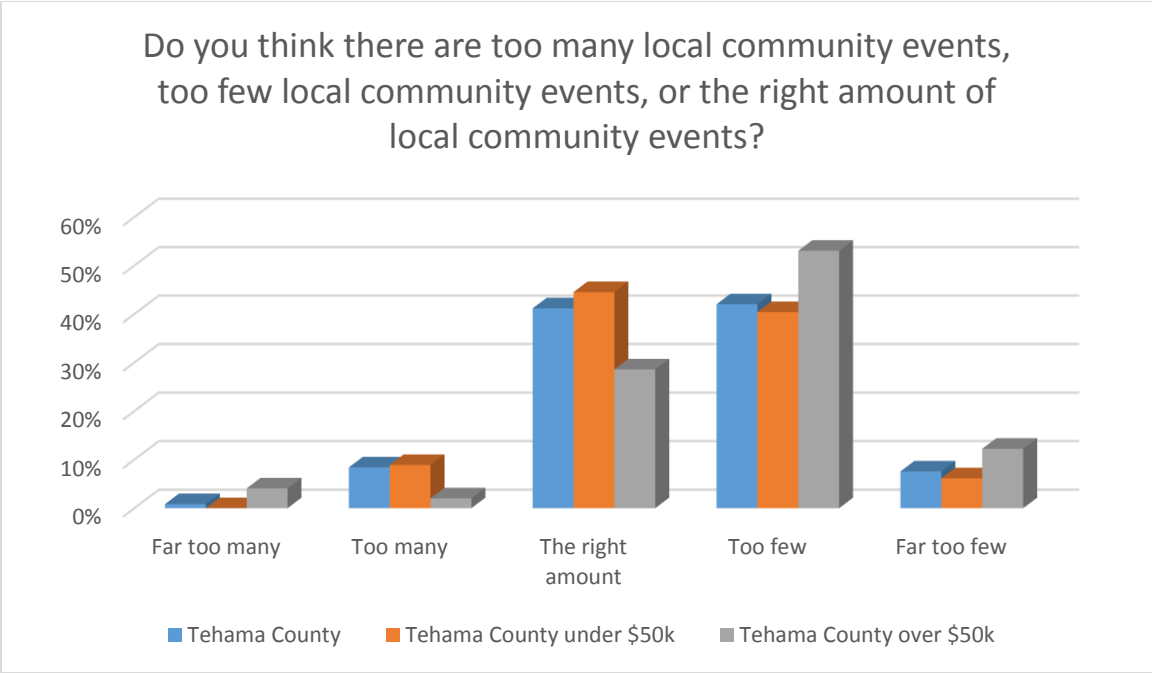


Figure 44 2018 Community Assessment

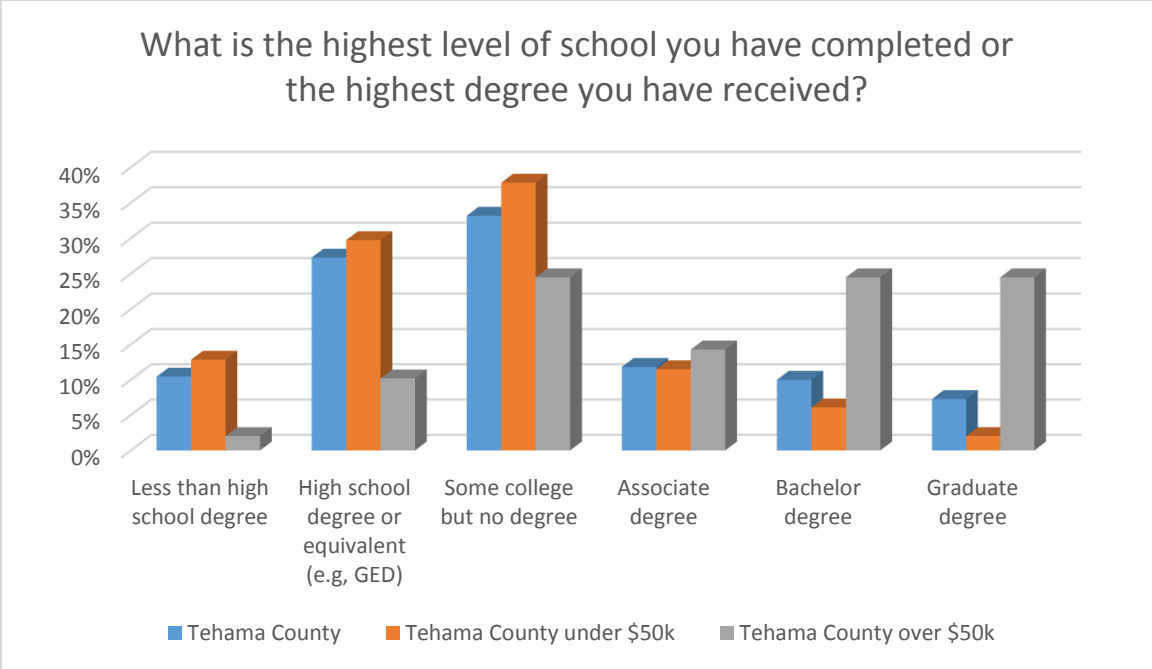


Figure 45 2018 Community Assessment

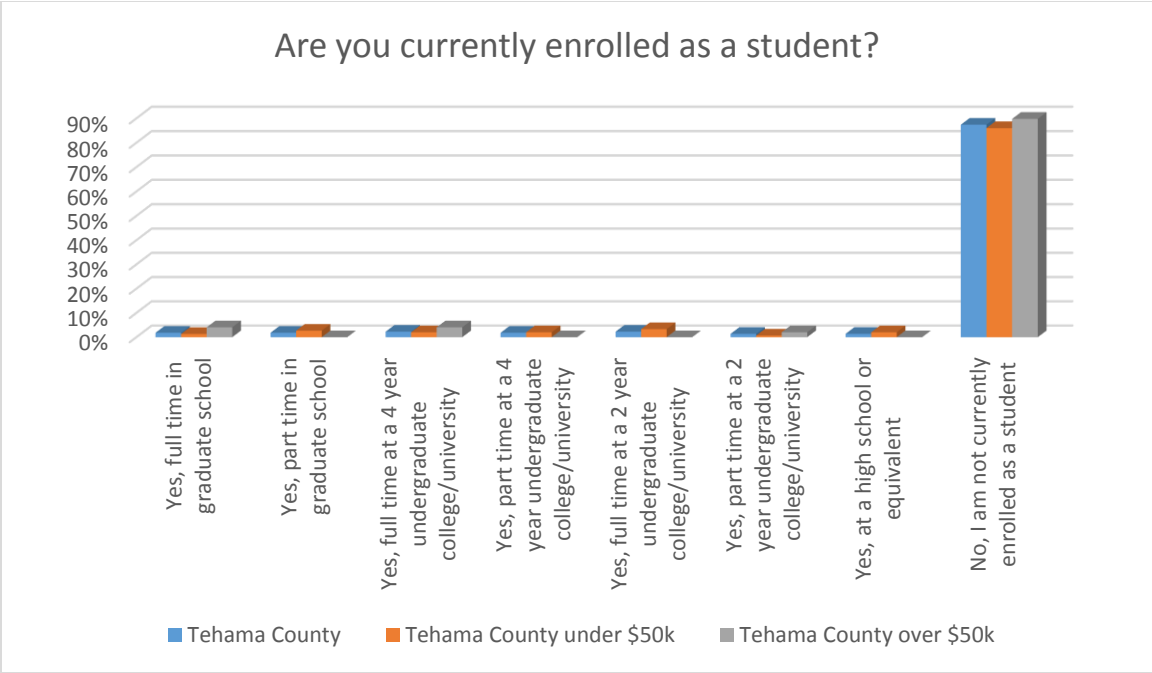


Figure 46 2018 Community Assessment

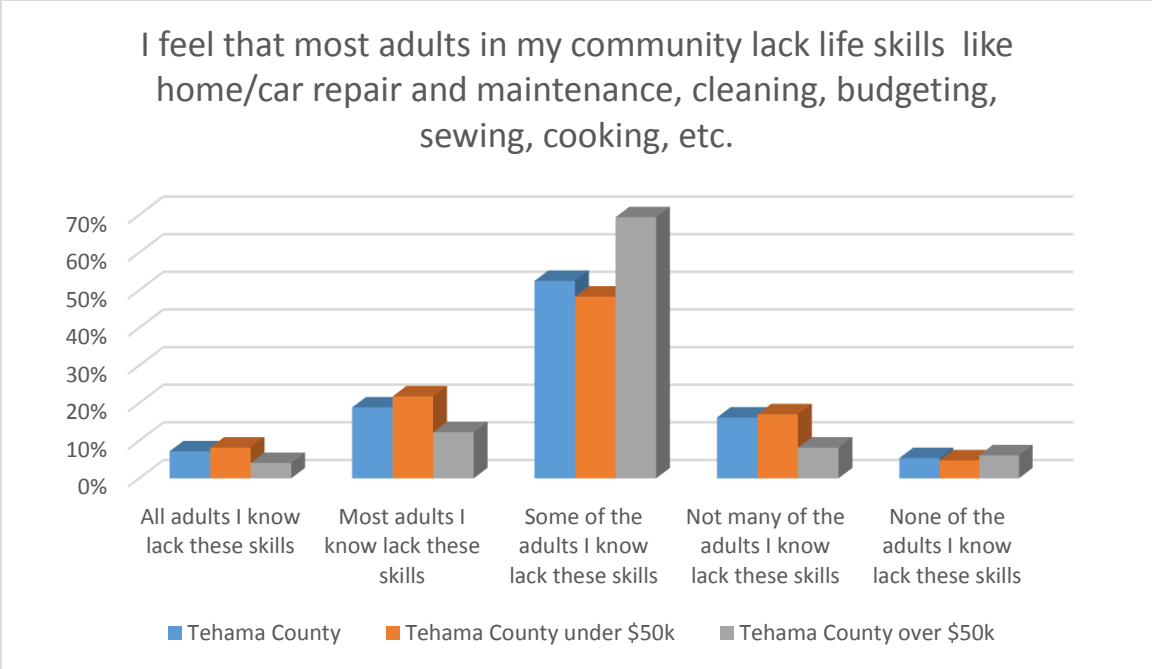


Figure 47 2018 Community Assessment

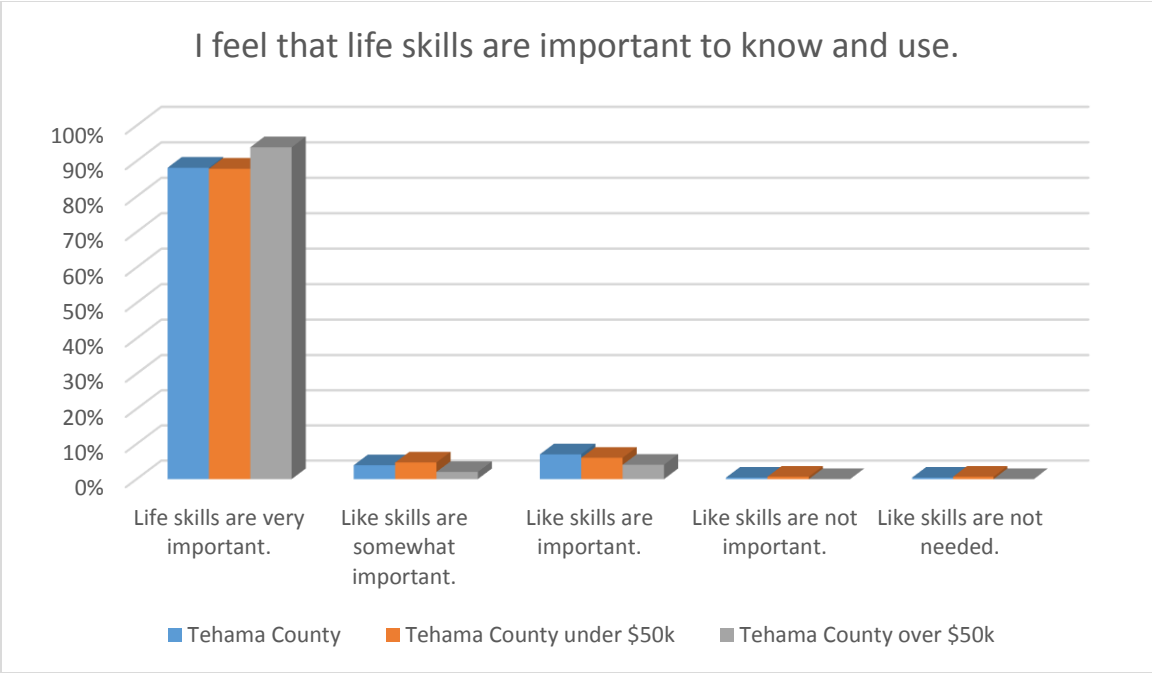


Figure 48 2018 Community Assessment

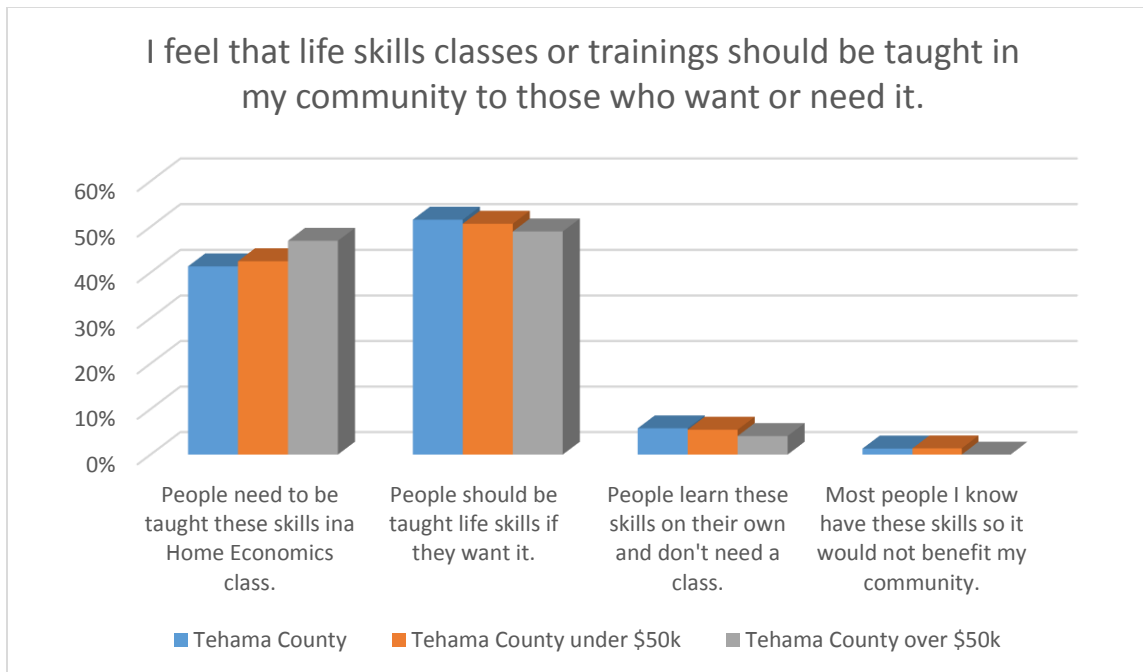


Figure 49 2018 Community Assessment

Health & Nutrition

- 64% of respondents felt safe walking alone in their neighborhood after dark.
- 56% of non-Hispanic respondents felt crime was on the rise, while 71% of Hispanic respondents felt crime was the same as always.
- 62% of respondents felt that most crime was committed by ex-convicts released into Tehama County.
- 58% of respondents felt their community could use a Neighborhood Watch Program.
- 39% of non-Hispanic respondents did not visit their local parks often, while 40% of Hispanic respondents visited them quite often.
- 32% of non-Hispanic respondents felt there were too few parks in their community, while 38% of Hispanic respondents felt there were too many.
- Only 16% of respondents felt their local parks were well taken care of.
- 39% of non-Hispanic respondents felt their local parks were not safe, while 64% of Hispanic respondents felt they were safe.
- 52% of respondents changed doctors in the past two years due to their previous physician leaving their practice.
- 80% of respondents were satisfied with their current healthcare provider.
- 58% of respondents received their healthcare in Tehama County.
- 81% of respondents said no one in their household used tobacco products.

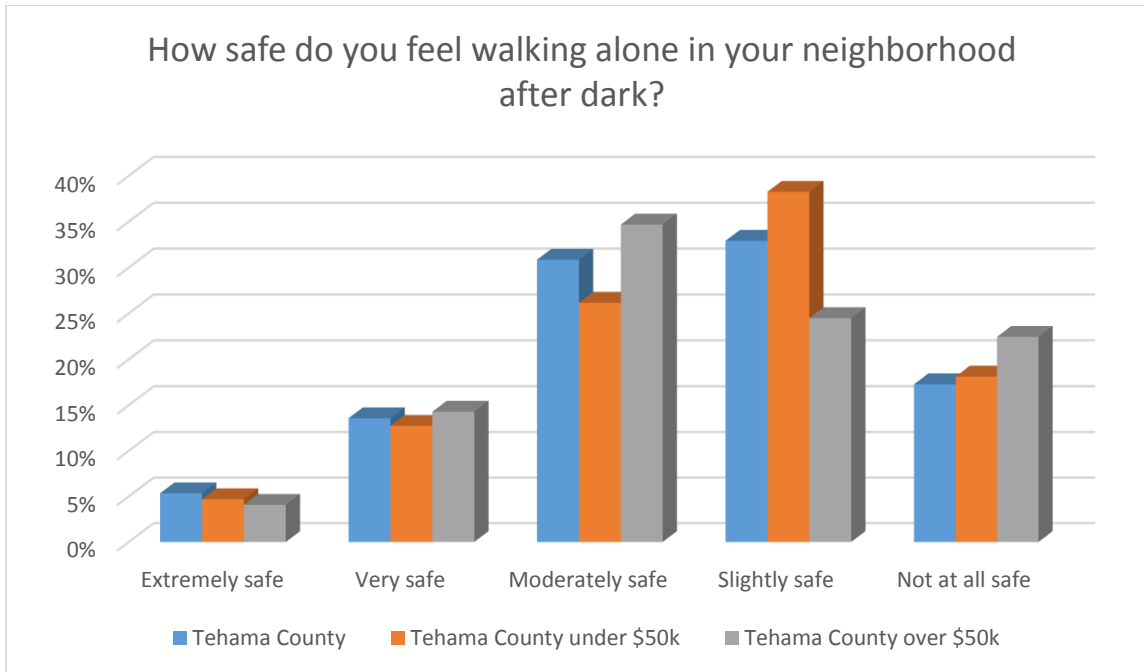


Figure 50 2018 Community Assessment

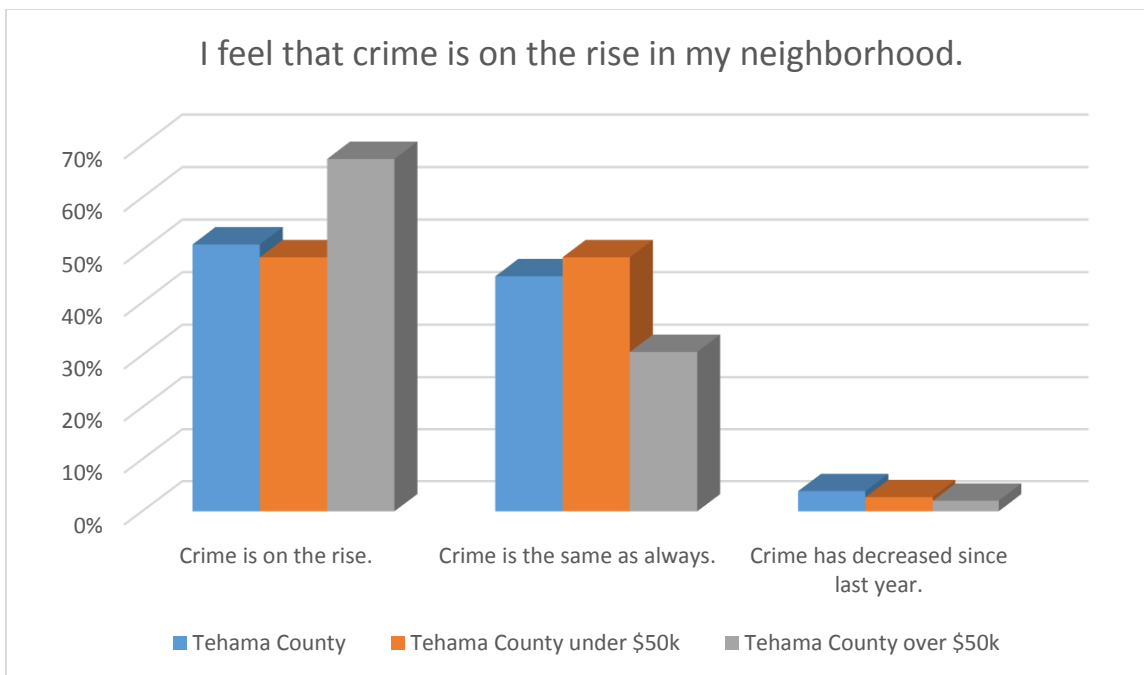


Figure 51 2018 Community Assessment

I think that most crime in my community is committed by people with criminal backgrounds who are released into Tehama County by the California Department of Corrections.

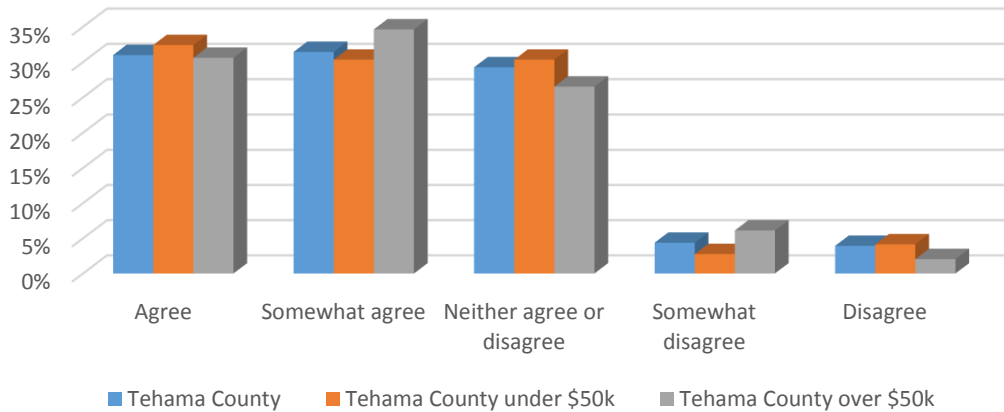


Figure 52 2018 Community Assessment

I think that my neighborhood could benefit from a Neighborhood Watch Program type of program.

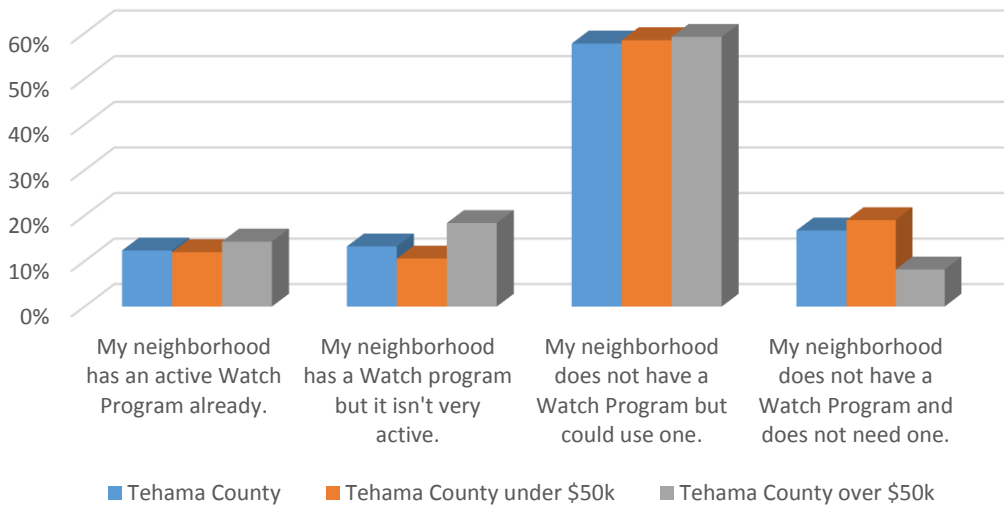


Figure 53 2018 Community Assessment

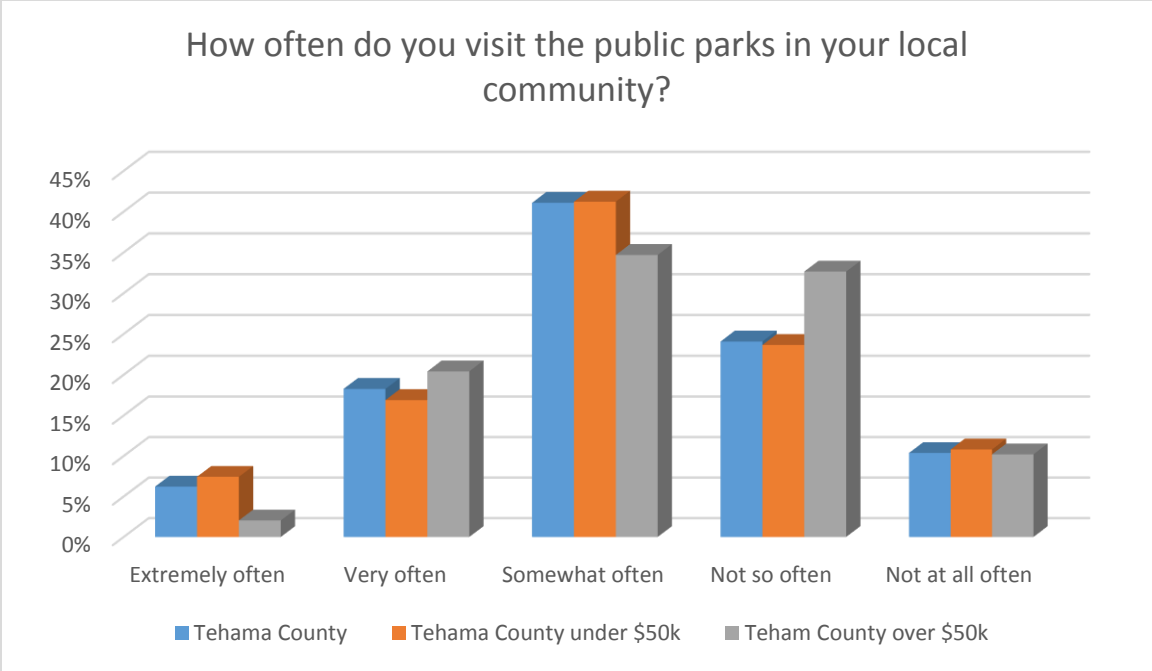


Figure 54 2018 Community Assessment

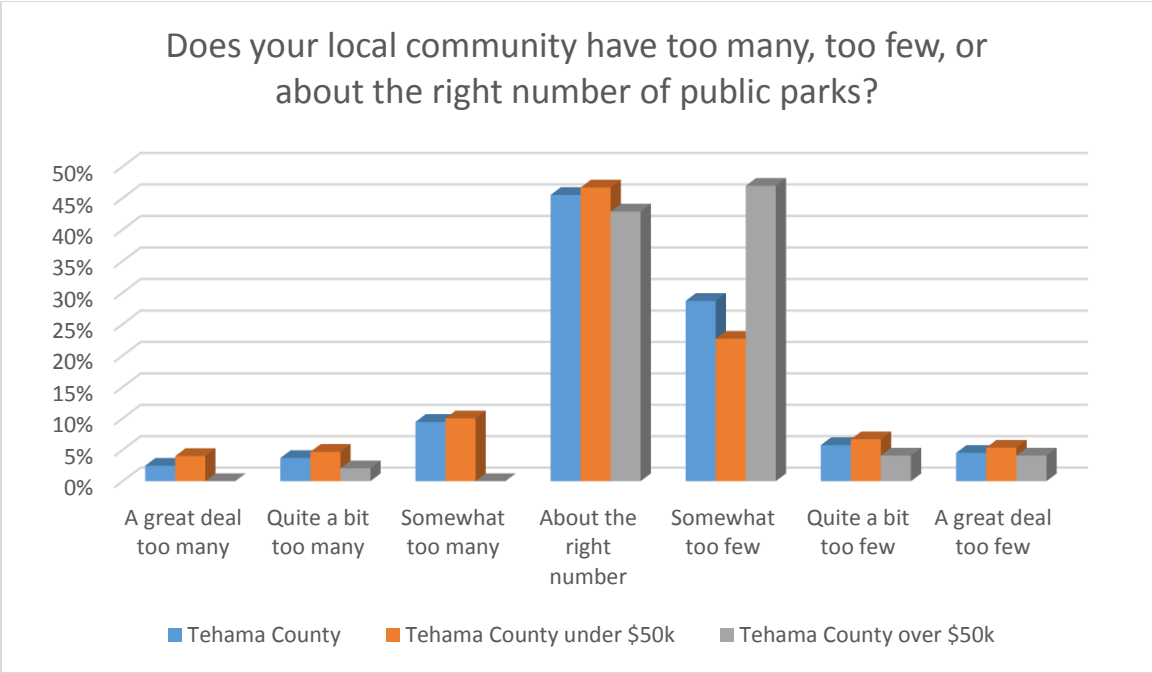


Figure 55 2018 Community Assessment

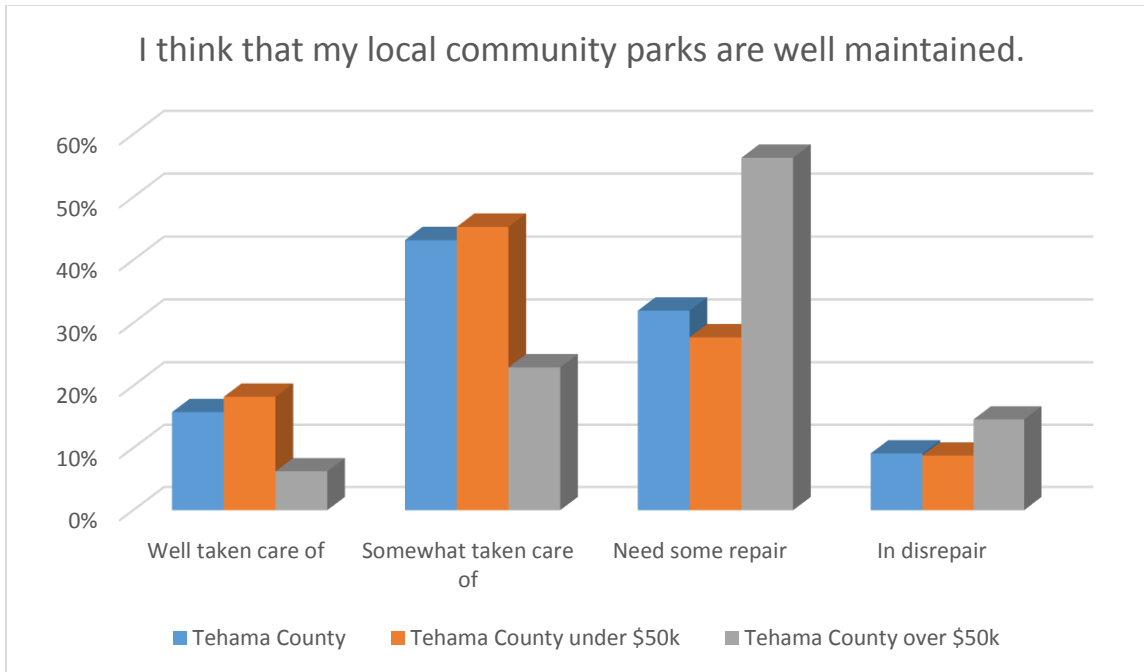


Figure 56 2018 Community Assessment

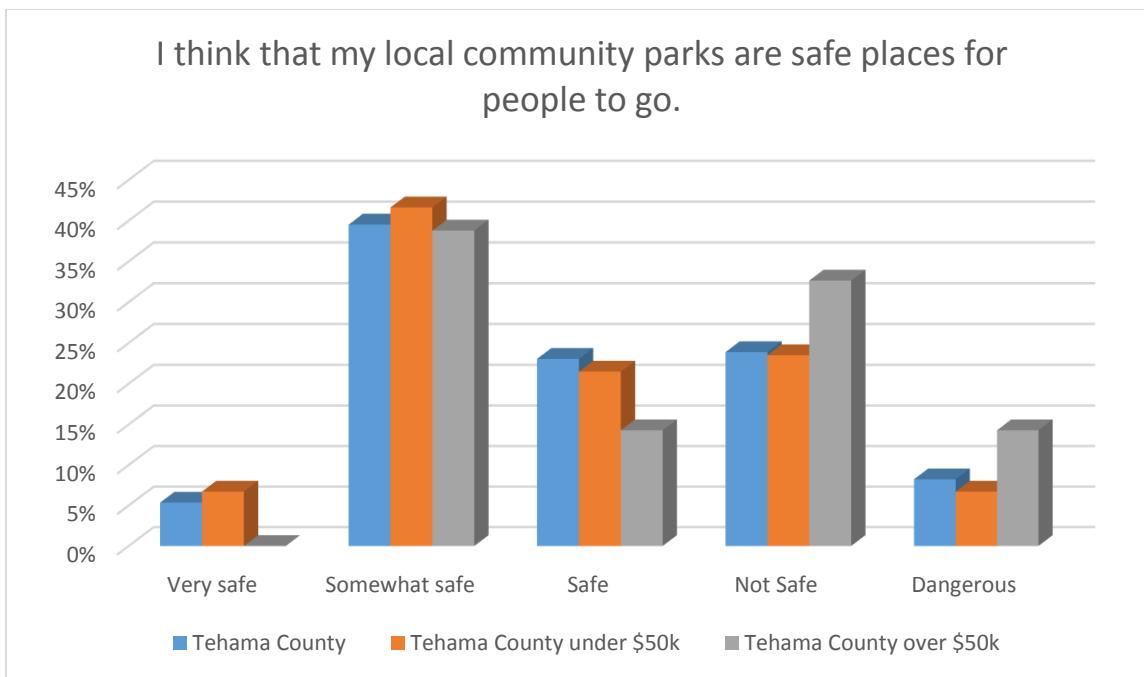


Figure 57 2018 Community Assessment

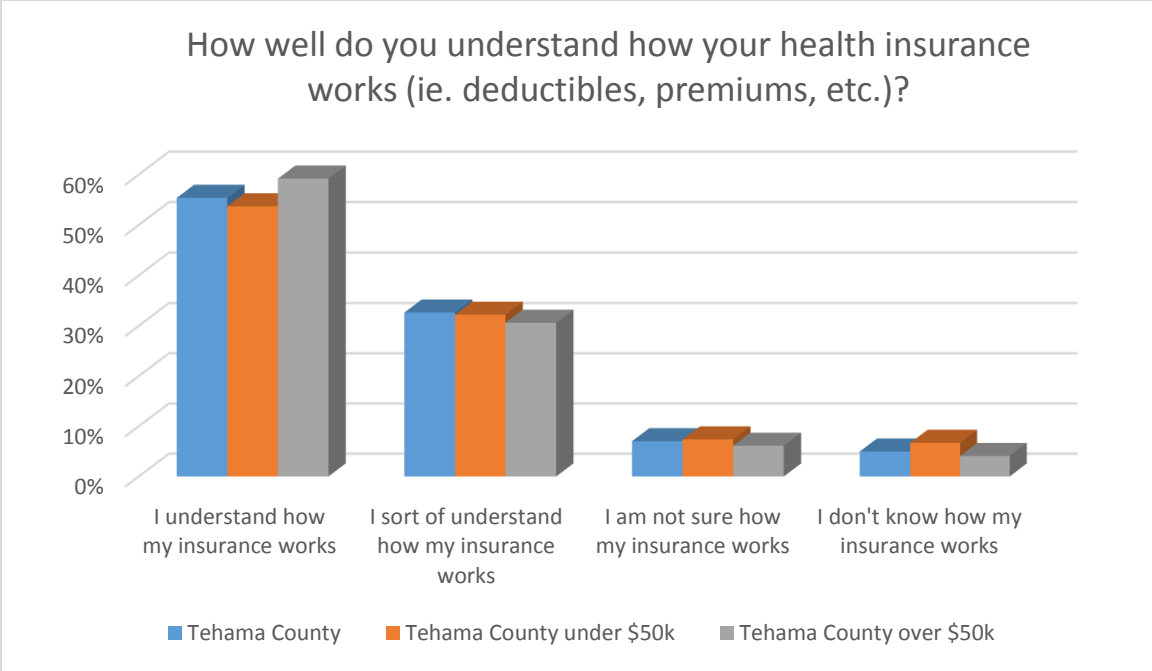


Figure 58 2018 Community Assessment

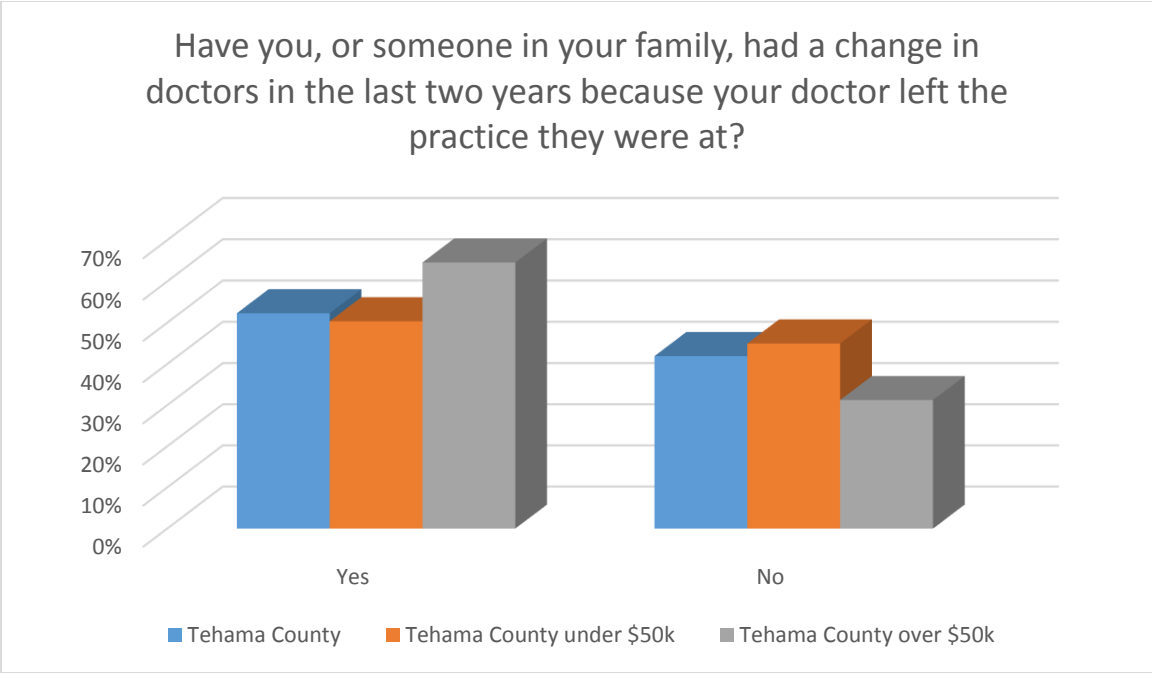


Figure 59 2018 Community Assessment

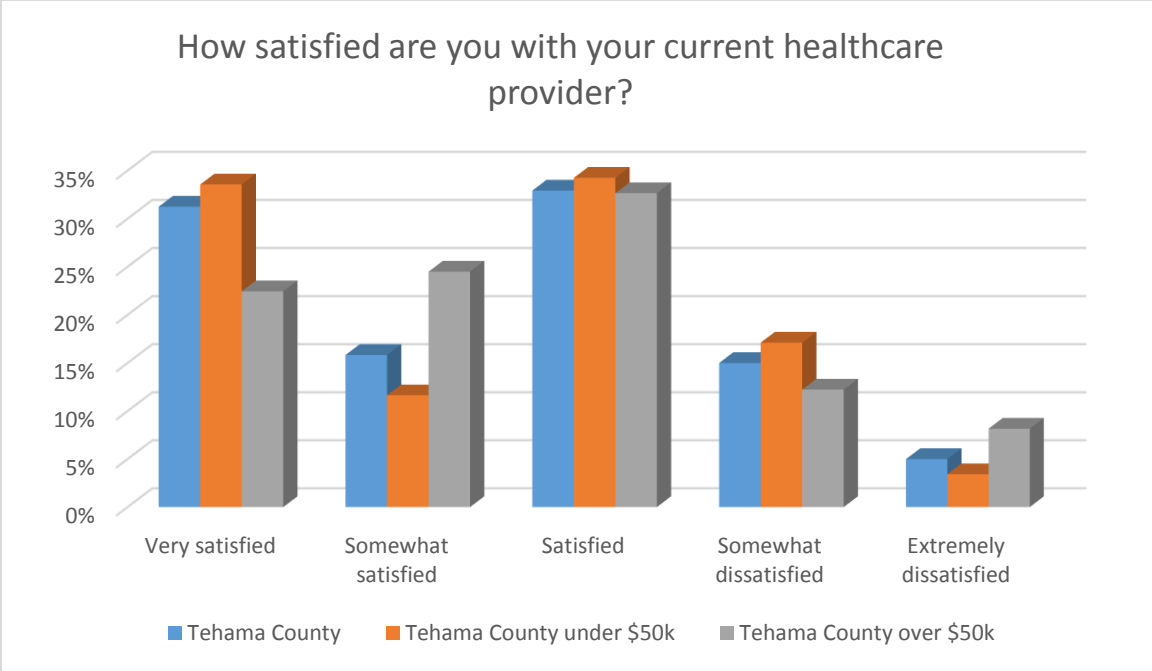


Figure 60 2018 Community Assessment

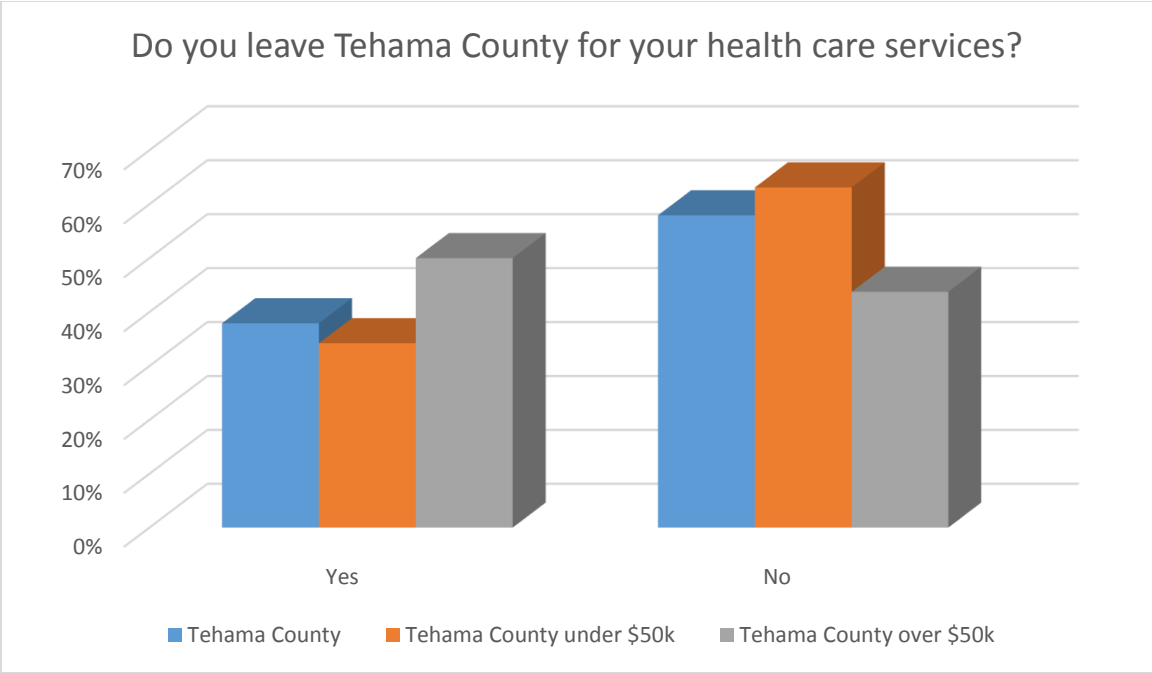


Figure 61 2018 Community Assessment

Social Services

- 51% of non-Hispanic respondents said quality of care was the most significant factor in selecting a child care provider, while 48% of Hispanic respondents said speed of enrollment was the most significant.
 - Cost was the second highest overall factor at 27%.
- Of the number of child care hours needed by families, the most requested hours were:
 - 6 or more hours per day 47%
 - Up to 4 hours per day 42%
 - Between 4-6 hours per day 30%
- 100% of respondents felt that it was important to very important to have access to programs that provide services to children with disabilities, behavioral issues, and/or mental health issues.
- 87% of respondents were aware of Head Start and Early Head Start in their community.
- 53% of non-Hispanic respondents were familiar with Child Care Referral & Education (CCRE), while 16% of Hispanic respondents were familiar with the same agency.
- 66% of respondents felt there was not enough child care for infants and toddlers in Tehama County, while 49% of respondents felt there was not enough child care for preschool age children.
- 89% of respondents stated they were familiar with the various social services available to them.
- The most widely used public benefits received by respondents were:
 - MediCal 73%
 - Women, Infants, and Children (WIC) 39%
 - CalFresh 34%
 - Supplemental Security Income (SSI) 23%
 - Cash Aid 12%
 - MediCare 7%
 - None of the above 20%

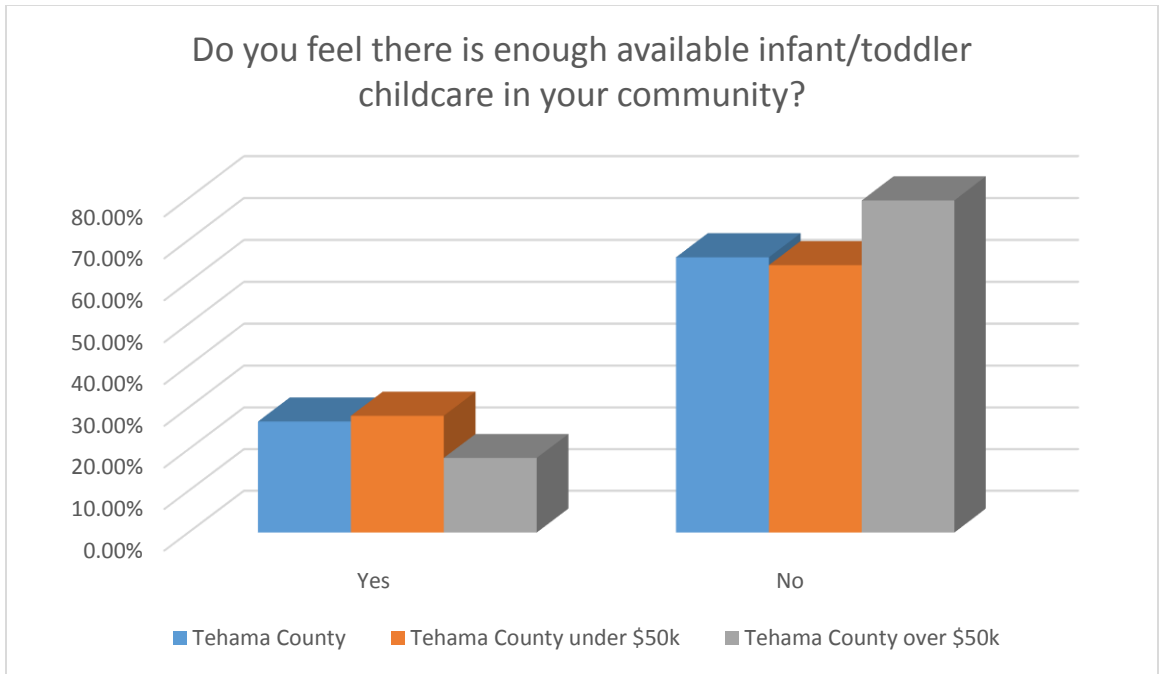


Figure 62 2018 Community Assessment

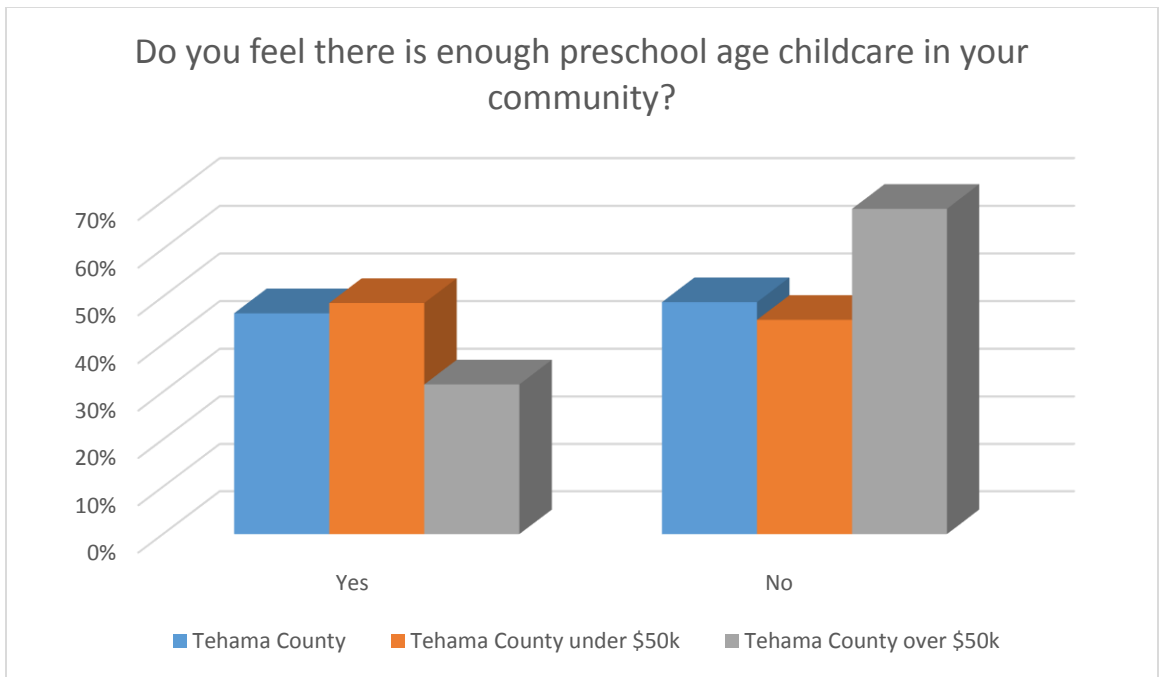


Figure 63 2018 Community Assessment

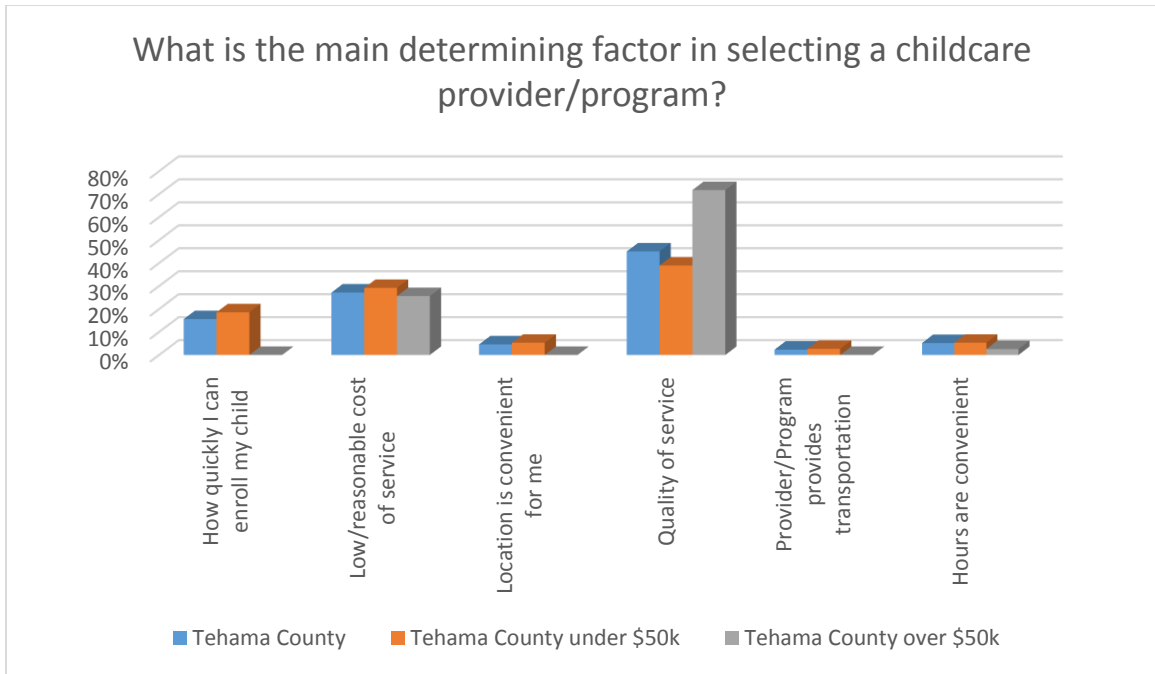


Figure 64 2018 Community Assessment

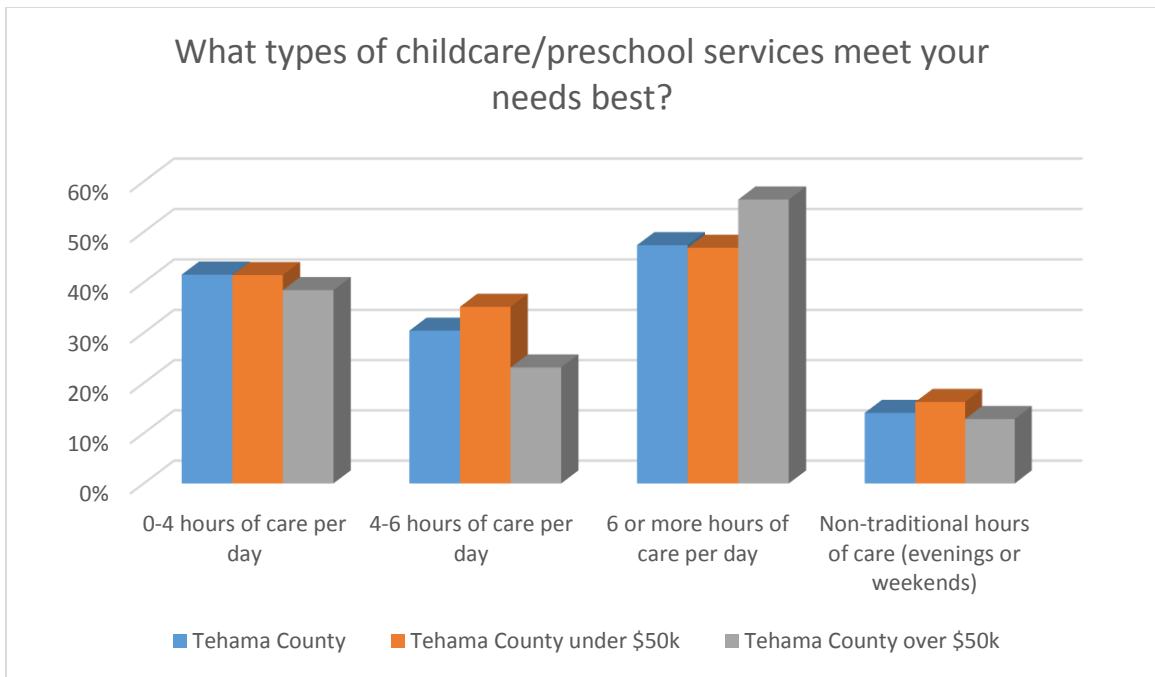


Figure 65 2018 Community Assessment

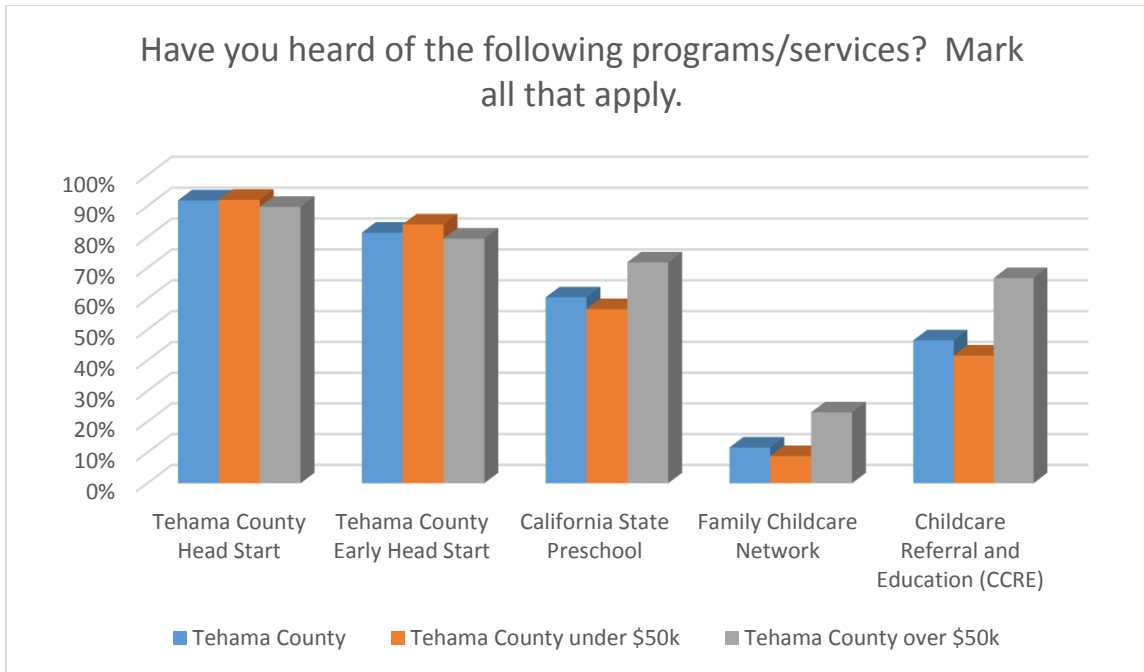


Figure 66 2018 Community Assessment

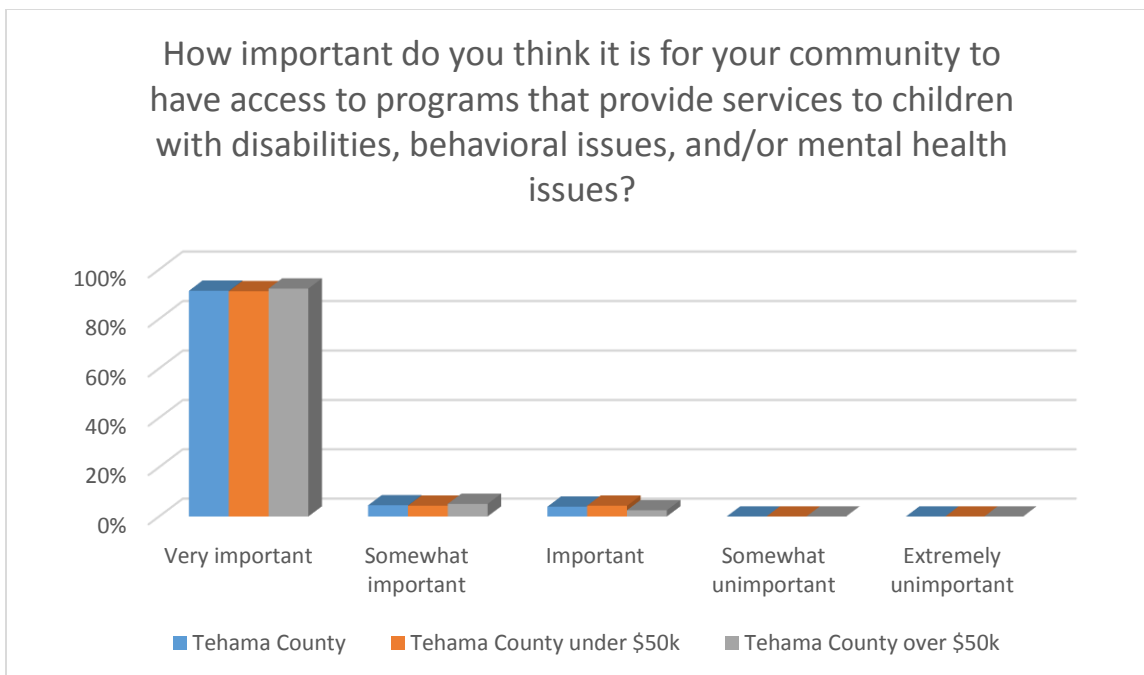


Figure 67 2018 Community Assessment

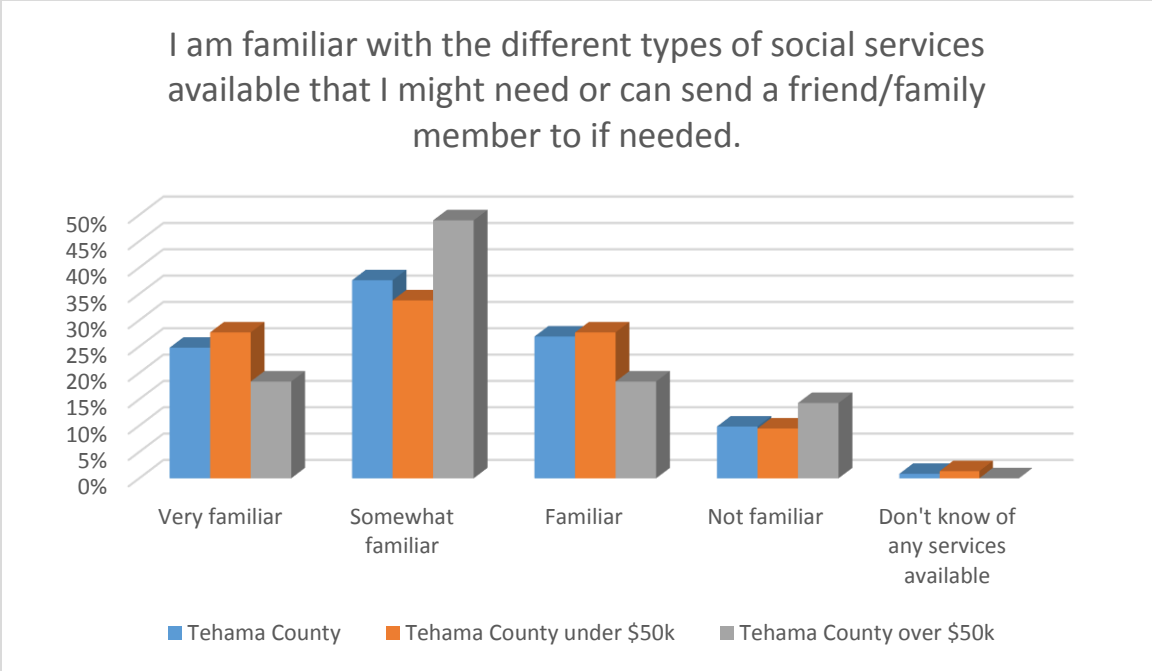


Figure 68 2018 Community Assessment

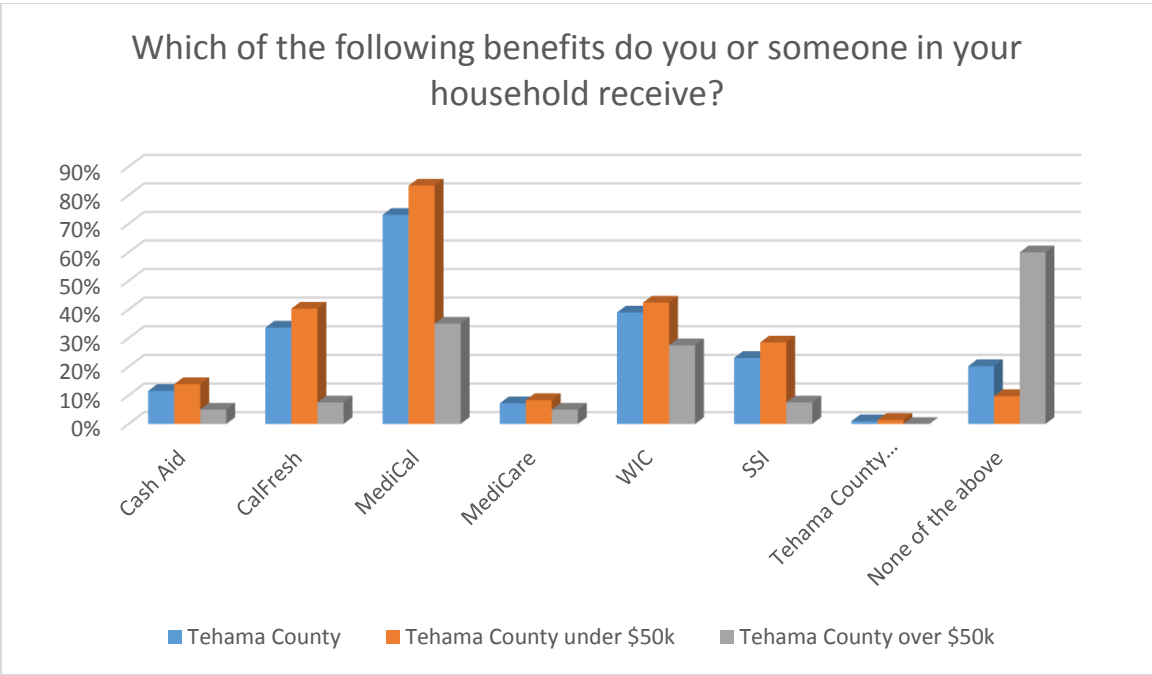


Figure 69 2018 Community Assessment

Economy & Employment

- 69% of respondents' household income is less than \$50,000 per year.

- While 51% of respondents were currently working (39% full time, 22% part time), 49% of Hispanic respondents were currently unemployed.
- 49% of respondents felt there were not enough jobs that paid a livable wage.
- 52% of respondents felt that the cost of child care was the biggest obstacle to getting a job.
- 78% of respondents felt housing in their community was somewhat affordable.
 - 24% of Hispanic respondents felt housing in their community was not affordable at all.
- 63% of respondents rent their home; 71% respondents who earned less than \$50,000 annually were more likely to rent than to own their own home.
- 87% of non-Hispanic respondents felt homelessness was on the rise, while 67% of Hispanic respondents felt the opposite.
- 86% of respondents felt there were more homeless than the community is aware of.

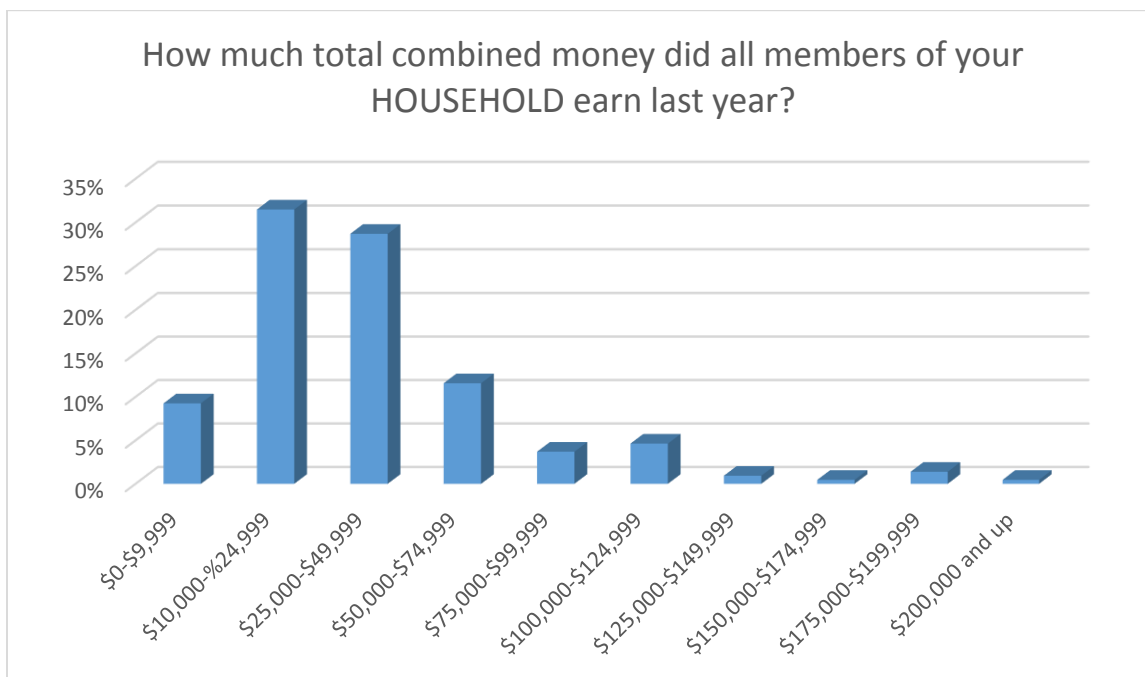


Figure 70 2018 Community Assessment

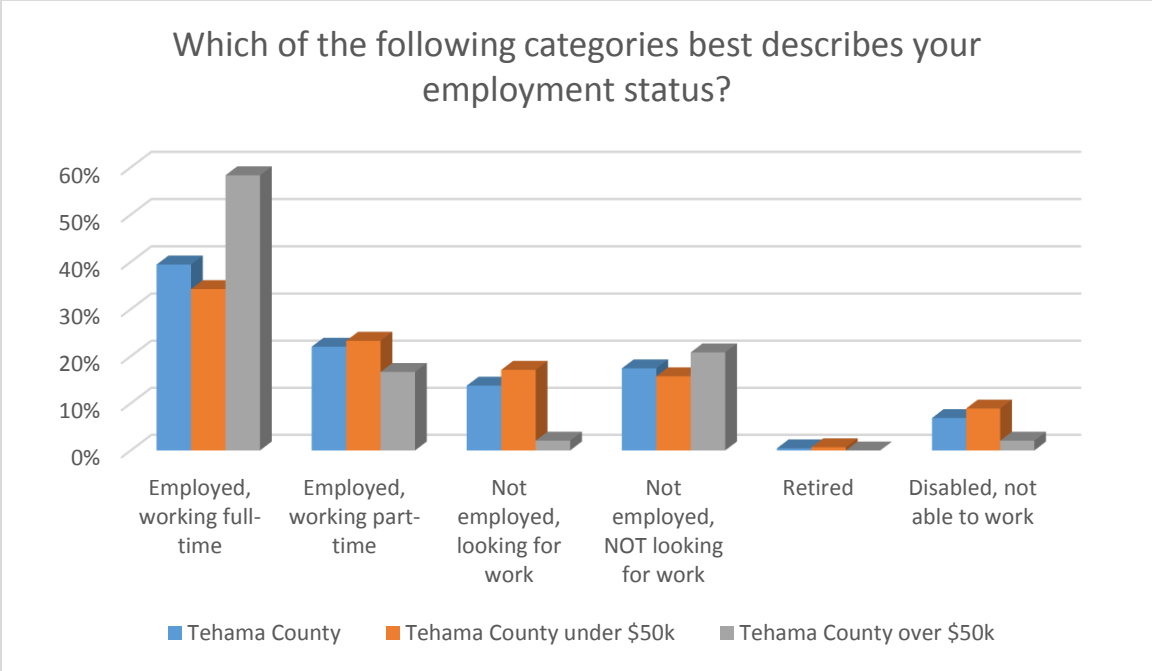


Figure 71 2018 Community Assessment

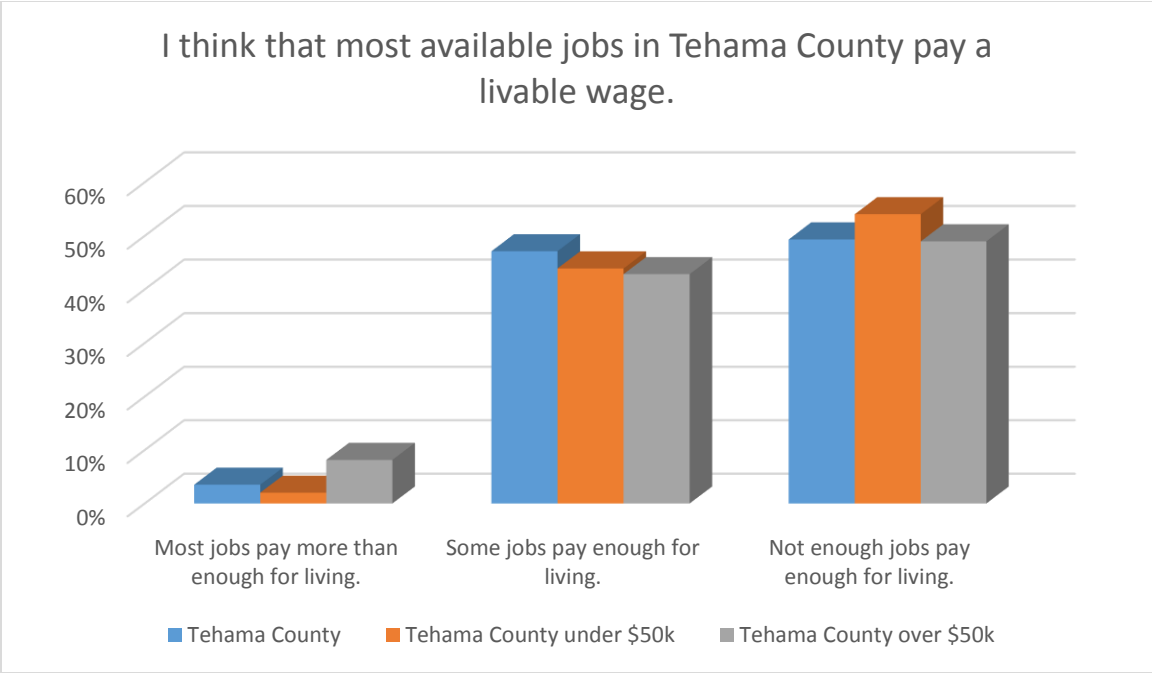


Figure 72 2018 Community Assessment

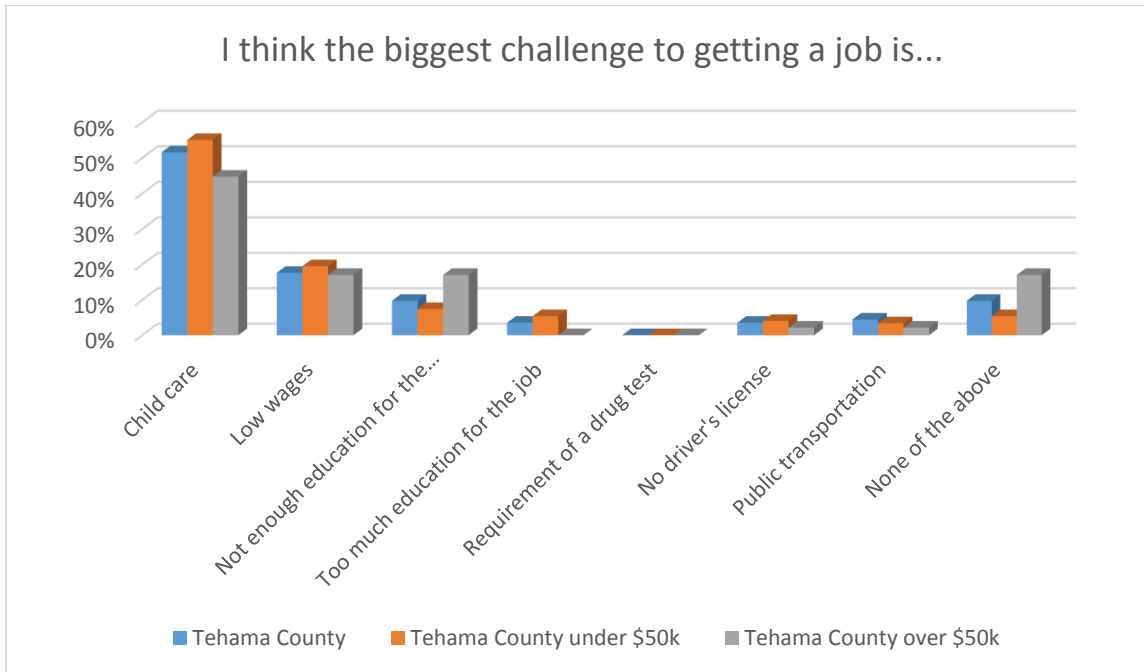


Figure 73 2018 Community Assessment

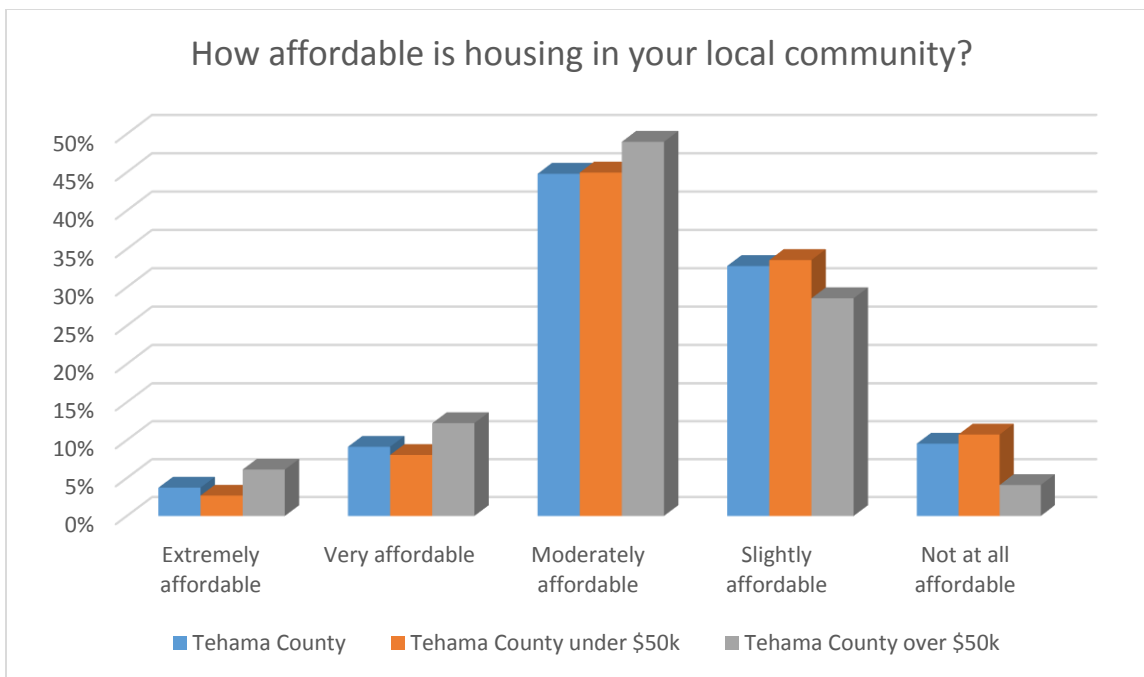


Figure 74 2018 Community Assessment

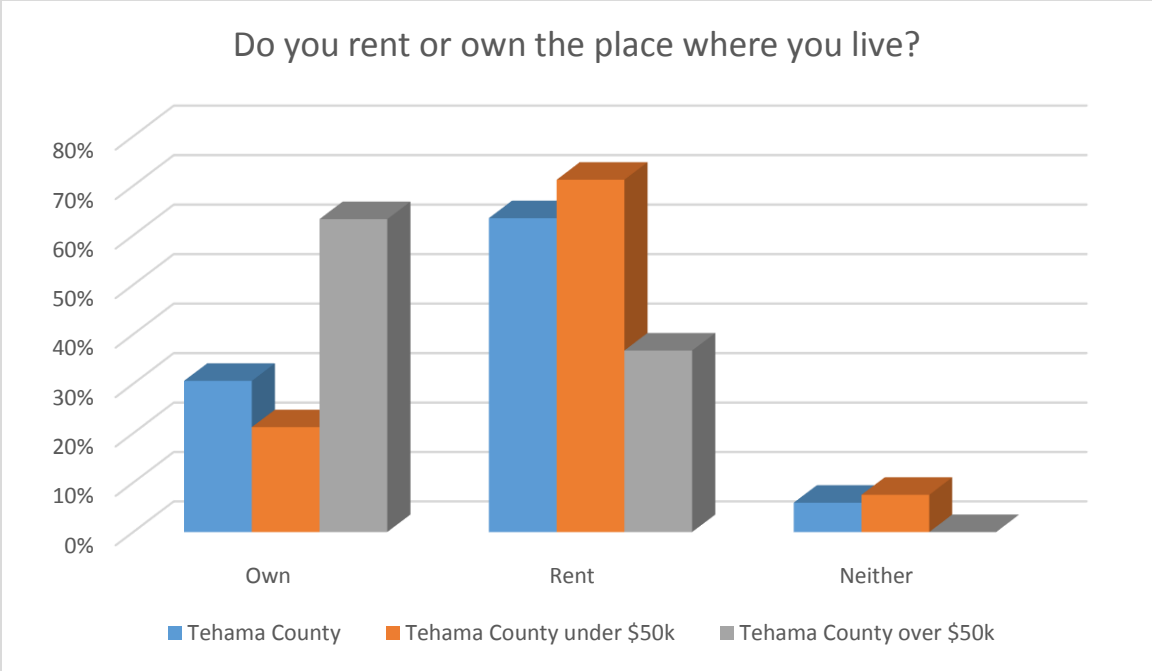


Figure 75 2018 Community Assessment

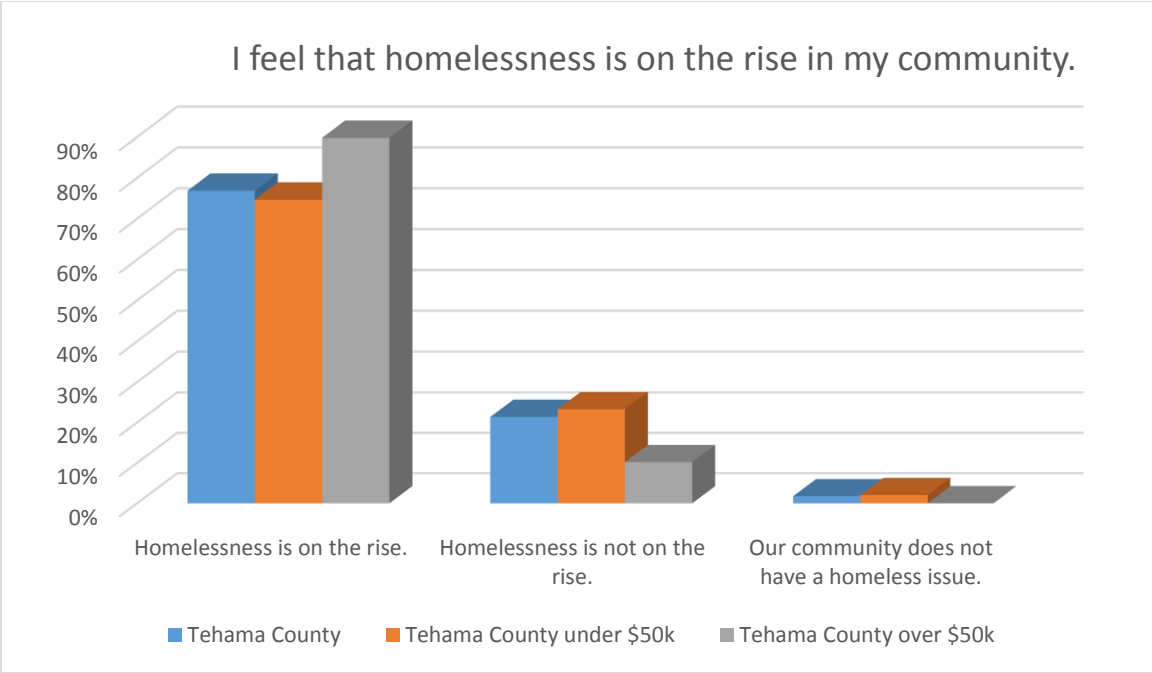


Figure 76 2018 Community Assessment

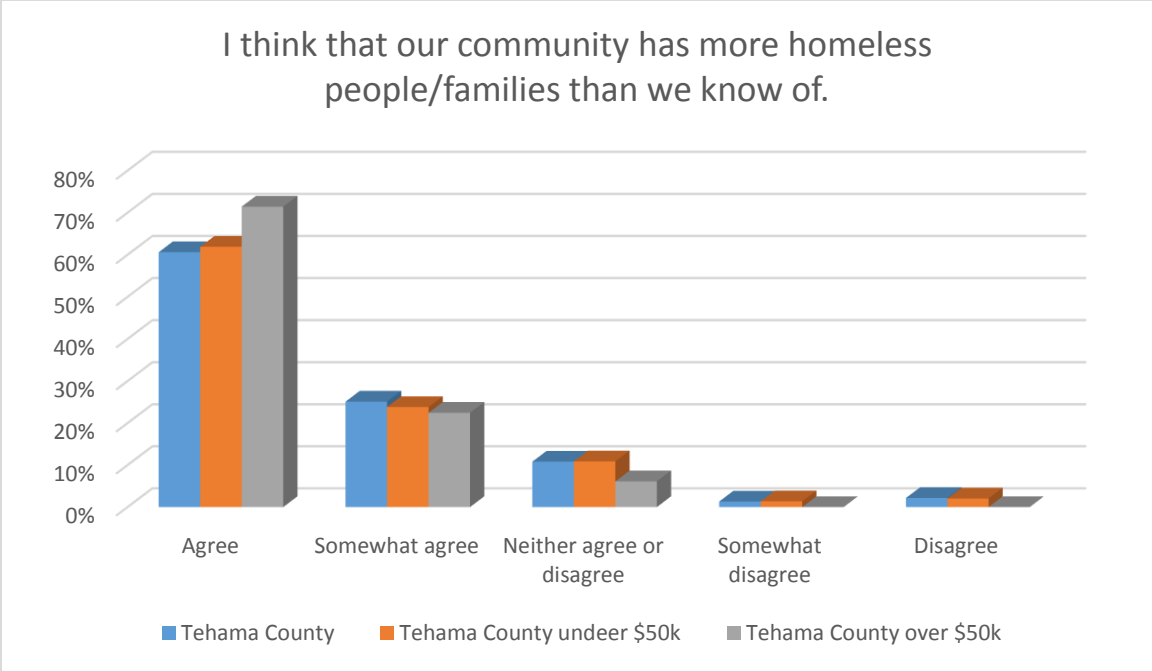


Figure 77 2018 Community Assessment

Strengths

During focus group discussions, parents had a difficult time expressing what strengths Tehama County had as a whole. Flipping this idea around, it was discussed from a viewpoint of what Tehama County would be like if it were prosperous.

If I wake up tomorrow and my community was prosperous...

- No holes in the roads
- Volunteers helping others
- Knowing your neighbors
- (Public) Lights are on
- Public transportation on the weekends
- Better supermarkets
- CostCo
- Tiny house nation
- Help people earn their way
- Pride in the community

This, however, in itself can be considered a strength. The parents have a vision of what their community should look like and are vested in making that happen. There was no discussion about leaving the area; in fact, the discussion throughout the night centered on how to keep people from moving away, especially the younger generations. And these needs for a prosperous community are being addressed. For example, PG&E replaced all of the lights in the public streets to make it brighter at night. TRAX, the local public transportation system, not only opened a bus route to Rancho Tehama Reserve but is currently piloting a Saturday service. The Local County and city managers are working on repairing roads. However, it does take time to address all of the issues that residents have and it takes time to see the possibilities of the work that is in progress.

Rural communities tend to understand they need to get the work done themselves rather than rely on outside forces to complete projects or achieve goals. Tehama County has a strong community interest in improving services. This leads to strong partnerships between agencies, public, private, and the business sector. There is strong leadership in local agencies which provides clear vision for the community's future. Another area of strength in Tehama County is becoming aware of services that are provided by one another to cut down on duplication of services. By cutting down on duplication of services, this enables agencies to enter into partnerships to fill gaps. Some examples of these types of partnerships and collaborations include but are not limited to:

Quality Rating and Improvement System: provides oversight for the quality development in child care facilities. This includes scholarships for teaching staff working towards a Bachelor degree and program development money to improve classrooms.

Kids' Spooktacular: a collaboration of agencies working towards providing the community with a Fall Festival. Over 3,500 people attended in 2017 and over \$10,000 in grant funding and donations was captured to sponsor the event.

Promise Neighborhood: Written and sponsored by the Nomlaki Tribe, this partnership with the City of Corning has brought in several million dollars to support the education and health and wellness of the south County area.

Rancho Tehama Reserve: a tragic shooting occurred in late 2017 at one of the most remote communities within Tehama County. The community rallied around this small

town and provided needed services to get families back on their feet. Because of the community response, the local Rancho Tehama Community Foundation started up again to start partnering with more centralized agencies to bring services back into their community.

Red Bluff Rocks! Kindness Challenge: The Kindness Rocks Project was created to spread inspiration and a moment of kindness for unsuspecting recipients through random inspirational rocks dropped along the way. Painted rocks can be found throughout Red Bluff. They are randomly placed and are to be hidden when found.

Dignity Health: Their mission is excellent care, delivered with compassion. Dignity Health is a major partner in many local community projects that support the health and wellbeing of local residents. They continue to expand services in Tehama County to fill the gap that other providers have left.

Homeless Project: A collaboration of over 50 partners, this project “works together until all people have the opportunity to sleep in a safe space every night in a place that is meant to live in”. The work has spanned over the last year and culminated in a special presentation to the County Board of Supervisors and the three incorporated city councils. The next phase is to work on bringing affordable housing into Tehama County.

Prosperity Tehama: A subcommittee of Tehama County Community Action Agency Tripartite Board, the collaborative partners are seeking ways in which Tehama County can excel and support local residents.

Chambers of Commerce: There are three Chambers of Commerce in Tehama County. Each Chamber is locally active working towards increasing awareness of local businesses and discovering ways to bring new businesses into the area.

Red Bluff Downtown Business Association: is a non-profit organization dedicated to enhancing, beautifying and maintaining Downtown Red Bluff as a vital retail and cultural center. Their initiatives include Christmas with a Cause (donation station for local nonprofits to receive needed items), Red Bluff Round Up Chili Cook-Off, Certified Farmer's Market, Beef N Brew, Treat Street, and Tehama County Arts Council.

Empower Tehama: A nonprofit organization that provides assistance services at no cost to victims of domestic violence and their children in Tehama County. They provide domestic violence response services which includes recently added on-site transitional housing, rental assistance program, and legal assistance to victims. They also provide therapeutic counseling, advocate for victims of human trafficking and sexual assault, as well as provide prevention and education to the community.

Poor and the Homeless (PATH): a nonprofit organization of dedicated volunteers who work in rehousing the homeless in Tehama County. This past year, with grant funding from the City of Red Bluff, PATH was able to purchase a house to continue their work with homeless men in drug and alcohol rehabilitation.

Live Inspired for Tomorrow (LIFT): Is a "One Day Empowerment Event, Connecting Families In Need." The LIFT event provides low income and homeless individuals with services such as, food, medical, dental, clothing, and housing.

There are over 50 agencies, including private and public, which work together every year to provide this service to the community.

Tehama County Community Action Agency: Tehama County Community Action Agency builds prosperous communities by empowering people. They provide various programs that assist low-income families either with direct services through our office or subcontractors that are funded by grants that our agency receives. This collaborative effort includes many valuable agencies, including the Department of Social Services, Tehama County Public Health and the City of Red Bluff.

CalWorks Administrative Oversight Team: A collaborative team of different agencies that work together to ensure the success of local CalWorks participants.

Expect More Tehama: A local grassroots movement, Expect More Tehama collaborates, and makes space for collaboration, to transform Tehama County through championing higher expectations for higher education and career readiness for all Tehama County residents and their children.

Strengthening Families Leadership Team: A collaborative effort sponsored by Tehama First 5, this group uses Protective Factors to determine what gaps are in services within the community. In the next year, this group plans on sponsoring several conferences and trainings on Adverse Childhood Experiences.

Pregnancy to Preschool Partnership: A partnership with several different zero to five providers to create a pathway to education without duplicating services or becoming lost in the “system”. The goal of this group is to ensure that all children

under the age of five years receive a preschool experience before they enter kindergarten.

Home Visiting Collaboration: Its purpose is for all home visiting providers to be able to collaborate tighter – to work tighter on shared outcomes – to not duplicate services/contact – to collaborate on how we work together for the betterment of 0-5 services for families of Tehama County. We also collaborate with community partners who refer to home visiting program and who HV programs refer to. This group also serves as the Community Advisory Board for the Healthy Families Tehama Program.

North State Fatherhood Task Force: This networking group from throughout northern California works diligently to promote and support the importance of positive fatherhood involvement in families and in the community. They sponsor a bi-annual conference to bring learning opportunities to the community.

FaithWorks: A group of multi-denominational churches, this group supports the community through their Common Relief Fund. In 2017, they spent \$10,000 helping families and individuals stay in their homes or helped them find homes.

Tehama Together: A small nonprofit run solely by volunteers, they spearhead community projects to enrich the lives of local residents. They have several sponsored projects including Home Again K-9's for Vets, Children's Christmas Festival, Tehama County Veterans Collaborative, Food from the Heart, 211 Tehama, Community Food Alliance, and the Nonprofit Roundtable.

This is a small sample of the strengths within Tehama County. Most of the work that is done is behind closed doors but the results are felt within the community.

Resources in Tehama County

Education & Child Care

- Tehama County Department of Education
- Shasta College
- Corning Adult Education
- California State University, Chico
- Simpson University
- National University
- School Readiness Program
- First 5 Tehama
- Child Care Referral and Education
- Family Child Care Home Education Network
- Local Child Care Planning Council
- State Preschool
- Tehama County Head Start & Early Head Start
- SERRF
- SELPA
- Far Northern Regional Center
- Rowell Empowerment Center

Social & Family Services

- Corning Family Resource Center
- Tehama County Department of Social Services
- Tehama County Health Services Agency
- Tehama Together
- Women, Infants, and Children (WIC)
- Tehama County Community Action Agency
- Job Training Center
- Family Counseling Program
- Children First
- Salvation Army
- Alternatives to Violence
- Poor and the Homeless (PATH)
- Live Inspired for Tomorrow (LIFT)
- Latino Outreach of Tehama County

Medical, Dental, Vision

- Dignity Health Medical Services
- St. Elizabeth's Hospital
- Lassen Medical Clinic
- Rolling Hills Clinic
- Greenville Health & Dental Clinic

- North Valley Indian Health Dental Clinic
- Tehama County Public Health Clinic
- Northridge Eye Care
- Theresa Asato, OD
- Daniel King, MD
- Timothy Robertson, OD

Children's Activities & Community Events

- Police Activity League (PAL)
- Spooktacular
- Treat Street
- Children's Fair
- Cinco de Mayo Celebration
- Olive Festival
- Little League Baseball
- Youth Football & Cheerleading
- Youth Soccer League
- Red Bluff Round Up Rodeo & Parade
- Los Molinos 4th of July Parade
- Corning and Red Bluff Christmas Parades
- Beef N Brew
- Corning Hometown Christmas Festival
- Sacramento River Discovery Center

Public Safety

- Corning Police Department
- Red Bluff Police Department
- Tehama County Sherriff
- California Highway Patrol

References

- California Department of Finance (2018). *Demographic Research Unit: State and county population projections by race/ethnicity, detailed age, and gender, 2018*. Sacramento, California: Author: Walter Schwarm.
- California Health and Human Services (2017). California Women, Infants, and Children redemption by county. Retrieved on January 4, 2018 from <https://data.chhs.ca.gov/dataset/california-women-infants-and-children-program-redemption-by-county>.
- Child Care Resource and Referral Network (2017). Tehama County. Retrieved on November 5, 2017 from https://d3n8a8pro7vhmx.cloudfront.net/rrnetwork/pages/1415/attachments/original/1529513421/Tehama_06-18.pdf?1529513421.
- Ed-Data.org (2017). *County reports: Tehama County*. Retrieved on January 17, 2018 from <http://www.ed-data.org/county/Tehama>
- [Kidsdata.org \(2018\). *Data by region: Tehama County*](http://www.kidsdata.org/region/329/tehama-county/results#cat=6). Retrieved on January 12, 2018 <http://www.kidsdata.org/region/329/tehama-county/results#cat=6>
- Northern California Child Development, Inc. (2018). *ChildPlus Report 2003*. Red Bluff, California: Author.
- Northern California Child Development, Inc. (2018). *ChildPlus Report 2004*. Red Bluff, California: Author.

Northern California Child Development, Inc. (2018). *ChildPlus Report 4020*. Red Bluff, California: Author.

Northern California Child Development, Inc. (2018). *ChildPlus Report 9731*. Red Bluff, California: Author.

Northern California Child Development, Inc. (2018). *ChildPlus Report 9702*. Red Bluff, California: Author.

Northern California Child Development, Inc. (2018). *ChildPlus Report 9740*. Red Bluff, California: Author.

Northern California Child Development, Inc. (2015). *Program information report 2014-2015*. Red Bluff, California: Author.

Northern California Child Development, Inc. (2016). *Program information report 2015-2016*. Red Bluff, California: Author.

Northern California Child Development, Inc. (2017). *Program information report 2016-2017*. Red Bluff, California: Author.

United States Census Bureau (2018). *Selected demographic characteristics: (DP05)*. Retrieved from 2012-16 American Community Survey 5-year estimates website: https://factfinder.census.gov/faces/tableservices/jsf/pages/productview.xhtml?pid=ACS_16_5YR_DP05&prodType=table

United States Census Bureau (2018). Fertility: (S1301). Retrieved from 2012-2016

American Community Survey estimates website:

https://factfinder.census.gov/faces/tableservices/jsf/pages/productview.xhtml?pid=ACS_16_5YR_S1301&prodType=table

United Way (2018). Real Cost Measure: Colusa, Glenn, Tehama & Trinity Counties.

Retrieved on January 5, 2018 from <https://www.unitedwaysca.org/realcost>

St. Elizabeth Community Hospital (2018). *2018 community health needs assessment report*. Red Bluff, California: Author.

Tehama County eLearning Academy (2015). *About us*. Retrieved on January 11, 2016 from http://www.telacademy.org/?page_id=40

Trust for America's Health (2017). State of obesity. Retrieved on January 15, 2018 from <https://stateofobesity.org/>.

Webster, D., Armijo, M., Lee, S., Dawson, W., Magruder, J., Exel, M., Cuccaro-Alamin, S., Putnam-Hornstein, E., Wiegmann, W., Rezvani, G., Eyre, M., Sandoval, A., Yee, H., Xiong, B., Benton, C., Tobler, A., White, J., & Kai, C. (2018). *CCWIP reports*. Retrieved 1/17/2018, from University of California at Berkeley California Child Welfare Indicators Project website. URL: http://cssr.berkeley.edu/ucb_childwelfare

Community Assessment 2018

Welcome to NCCDI's Community Assessment!

Thank you for participating in our survey.

* 1. Are you a current Tehama County resident?

Yes

No

Community Assessment 2018

Parent Engagement in Education

* 2. How much does the worry that school employees will treat your child differently prevent you from becoming involved with your child's current school?

Not at all

A little bit

Somewhat

Quite a bit

A tremendous amount

3. How well do the activities offered at your child's school match his or her interests?

Not well at all

Mildly well

Fairly well

Quite well

Extremely well

4. In the past year, how often have you helped out at your child's school?

- Almost never
- Once or twice
- Every few months
- Monthly
- Weekly or more

5. How involved have you been with a parent group(s) at your child's school?

- Not at all involved
- A little involved
- Somewhat involved
- Quite involved
- Extremely involved

6. Is there a parent phone tree available at your child's school?

- Yes
- No

Community Assessment 2018

7. How often do you use the school's phone tree to communicate with other parents with children at this school?

- Extremely often
- Very often
- Moderately often
- Slightly often
- Not at all often

Community Assessment 2018

Community Health

8. How affordable is housing in your local community?

- Extremely affordable
- Very affordable
- Moderately affordable
- Slightly affordable
- Not at all affordable

9. Do you think there are enough non sports related youth activities available in Tehama County?

- More than enough
- just right
- Not nearly enough

10. Do you think there are too many local community events, too few local community events, or the right amount of local community events?

- Far too many
- Too many
- The right amount
- Too few
- Far too few

11. How safe do you feel walking alone in your neighborhood after dark?

- Extremely safe
- Very safe
- Moderately safe
- Slightly safe
- Not at all safe

12. How often do you visit the public parks in your local community?

- Extremely often
- Very often
- Somewhat often
- Not so often
- Not at all often

13. Does your local community have too many, too few, or about the right number of public parks?

- A great deal too many
- Quite a bit too many
- Somewhat too many
- About the right number
- Somewhat too few
- Quite a bit too few
- A great deal too few

14. I think that my local community parks are well maintained.

- Well taken care of
- Somewhat taken care of
- Need some repair
- In disrepair

15. I think that my local community parks are safe places for people to go.

- Very safe
- Somewhat safe
- Safe
- Not safe
- Dangerous

16. How well do you understand how your health insurance works (ie. deductibles, premiums, etc.)?

- I understand how my insurance works
- I sort of understand how my insurance works
- I am not sure how my insurance works
- I don't know how my insurance works

17. Have you, or someone in your family, had a change in doctors in the last two years because your doctor left the practice they were at?

- yes
- no
- decline to answer

18. How satisfied are you with your current healthcare provider?

- Very Satisfied
- Somewhat Satisfied
- Satisfied
- Somewhat Dissatisfied
- Extremely Dissatisfied

19. Do you leave Tehama County for your health care services?

- Yes
- No
- Decline to answer

Community Assessment 2018

Community Services

20. How much does a lack of childcare, babysitter, etc. prevent you from becoming involved with your child's current school?

- Not at all
- A little bit
- Somewhat
- Quite a bit
- A tremendous amount

21. I am familiar with the different types of social services available that I might need or can send a friend/family member to if needed.

- Very familiar
- Somewhat familiar
- Familiar
- Not familiar
- Don't know of any services available

22. I feel that homelessness is on the rise in my community.

- Homelessness is on the rise.
- Homelessness is not on the rise.
- Our community does not have a homeless issue.

23. I think that our community has more homeless people/families than we know of.

- Agree
- Somewhat agree
- Neither agree or disagree
- Somewhat disagree
- Disagree

24. I feel that crime is on the rise in my neighborhood.

- Crime is on the rise
- Crime is the same as always
- Crime has decreased since last year

25. I think that most crime in my community is committed by people with criminal backgrounds who are released into Tehama County by the California Department of Corrections.

- Agree
- Somewhat agree
- Neither agree or disagree
- Somewhat disagree
- Disagree

26. I think that my neighborhood could benefit from a Neighborhood Watch Program type of program.

- My neighborhood has an active Watch Program already.
- My neighborhood has a Watch Program but it isn't very active.
- My neighborhood does not have a Watch Program but could use one.
- My neighborhood does not have a Watch Program and does not need one.

Community Assessment 2018

Economy & Employment

27. I think that most available jobs in Tehama County pay a livable wage.

- Most jobs pay more than enough for living
- Some jobs pay enough for living
- Not enough jobs pay enough for living

28. I think the biggest challenge to getting a job is...(choose one)

- Child Care
- Low Wages
- Not enough education for the job
- Too much education for the job
- Requirement of a drug test
- No Driver's License
- Public Transportation
- None of the above

29. I feel that most adults in my community lack life skills like home/car repair and maintenance, cleaning, budgeting, sewing, cooking, etc.

- All adults I know lack these skills
- Most adults I know lack these skills
- Some of the adults I know lack these skills
- Not many of the adults I know lack these skills
- None of the adults I know have lack skills

30. I feel that life skills are important to know and use.

- Life skills are very important
- Life skills are somewhat important
- Life skills are important
- Life skills are not important
- Life skills are not needed

31. I feel that life skills classes or trainings should be taught in my community to those who want or need it.

- People need to be taught these skills in a Home Economics class
- People should be taught life skills training if they want it
- People learn these skills on their own and don't need a class
- Most people I know have these skills so it would not benefit my community

Community Assessment 2018

Demographics

32. Are you a current, or previous, Head Start or Early Head Start family?

- Yes
- No
- Decline to answer

33. Are you or your partner expecting to have a child in the next 6 months?

- Yes
- No
- Prefer not to answer

34. Are you currently pregnant or have a child between the ages of 0 to 5 years old?

- Yes
- No

Community Assessment 2018

35. Are you male or female?

- Male
- Female

36. What is your age?

- 17 or younger
- 18-20
- 21-29
- 30-39
- 40-49
- 50-59
- 60 or older

37. What is your living address zipcode?

38. Which of the following best describes your current relationship status?

- Married
- Widowed
- Divorced
- Separated
- In a domestic partnership or civil union
- Single, but cohabiting with a significant other
- Single, never married

39. How many people live in your household, including yourself?

- 1
- 2
- 3
- 4
- 5
- 6
- 7
- 8 or more

40. How much total combined money did all members of your HOUSEHOLD earn last year?

- \$0 to \$9,999
- \$10,000 to \$24,999
- \$25,000 to \$49,999
- \$50,000 to \$74,999
- \$75,000 to \$99,999
- \$100,000 to \$124,999
- \$125,000 to \$149,999
- \$150,000 to \$174,999
- \$175,000 to \$199,999
- \$200,000 and up
- Prefer not to answer

41. Which of the following benefits do you or someone in your household receive? Mark all that apply.

- Cash Aid
- Cal Fresh
- MediCal
- California Health & Wellness
- MediCare
- WIC
- SSI
- Tehama County Community Action Agency
- None of the above

42. What is the highest level of school you have completed or the highest degree you have received?

- Less than high school degree
- High school degree or equivalent (e.g., GED)
- Some college but no degree
- Associate degree
- Bachelor degree
- Graduate degree

43. Which of the following categories best describes your employment status?

- Employed, working full-time
- Employed, working part-time
- Not employed, looking for work
- Not employed, NOT looking for work
- Retired
- Disabled, not able to work

44. What language did you learn first?

- English
- Spanish
- Russian
- Punjabi
- Hindi

Other (please specify)

45. Are you White, Black or African-American, American Indian or Alaskan Native, Asian, Native Hawaiian or other Pacific islander, or some other race?

- White
- Black or African-American
- American Indian or Alaskan Native
- Asian
- Native Hawaiian or other Pacific Islander
- From multiple races
- Some other race (please specify)

46. Which of the following best describes your current occupation?

- Management Occupations
- Business and Financial Operations Occupations
- Computer and Mathematical Occupations
- Architecture and Engineering Occupations
- Life, Physical, and Social Science Occupations
- Community and Social Service Occupations
- Legal Occupations
- Education, Training, and Library Occupations
- Arts, Design, Entertainment, Sports, and Media Occupations
- Healthcare Practitioners and Technical Occupations
- Healthcare Support Occupations
- Protective Service Occupations
- Food Preparation and Serving Related Occupations
- Building and Grounds Cleaning and Maintenance Occupations
- Personal Care and Service Occupations
- Sales and Related Occupations
- Office and Administrative Support Occupations
- Farming, Fishing, and Forestry Occupations
- Construction and Extraction Occupations
- Installation, Maintenance, and Repair Occupations
- Production Occupations
- Transportation and Materials Moving Occupations
- Not currently working

47. Do you rent or own the place where you live?

- Own
- Rent
- Neither (please specify)

48. Are you currently enrolled as a student?

- Yes, full time in graduate school
- Yes, part time in graduate school
- Yes, full time at a four year undergraduate college/university
- Yes, part time at a four year undergraduate college/university
- Yes, full time at a two year undergraduate college/university
- Yes, part time at a two year undergraduate college/university
- Yes, at a high school or equivalent
- No, I am not currently enrolled as a student

49. Does anyone in your home use, inside or outside, cigarettes, chewing tobacco, vapes, etc.?

- Yes they do
- No they don't
- Decline to answer

Community Assessment 2018

Families with Children between ages 0 to 5 years

50. Do you feel there is enough available infant/toddler childcare in your community?

- Yes
- No
- Decline to answer

51. Do you feel there is enough preschool age childcare in your community?

- Yes
- No
- Decline to answer

52. What is the main determining factor in selecting a childcare provider/program?

- How quickly I can enroll my child
- Low/reasonable cost of service
- Location is convenient for me
- Quality of service
- Provider/Program provides transportation
- Hours are convenient

53. What types of childcare/preschool services meet your needs best? Mark all that apply.

- 0-4 hours of care per day
- 4-6 hours of care per day
- 6 or more hours of care per day
- Non-traditional hours of care (evening or weekends)

54. Have you heard of the following programs/services? Mark all that apply.

- Tehama County Head Start
- Tehama County Early Head Start
- California State Preschool
- Family Childcare Network
- Child Care Referral and Education (CCRE)

55. How important do you think it is for your community to have access to programs that provide services to children with disabilities, behavioral issues, and/or mental health issues?

- Very important
- Somewhat important
- Important
- Somewhat unimportant
- Extremely unimportant